

VIGNETTES DU DECOMPTE

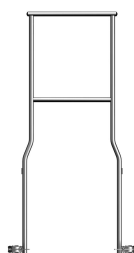
Edition du 04/10/2019 à 22:37

Nom du client	
Nom du chantier	




0701/841
ECHELLE ALU 8 BARREAUX 2.40 M

5



0705/702
GARDE-CORPS SECU DEF FAC 0.73 M
EXT

32



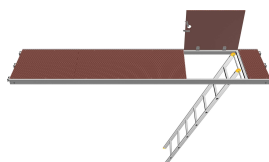
0712/908
PLANCHER A TRAPPE DECA. 2.07 M

5



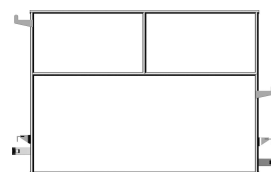
0712/910
PLANCHER A TRAPPE DECA. 3.07 M

4



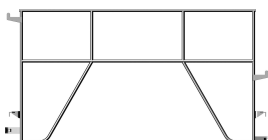
0713/411
PLANCHER A TRAPPE DECA. ECH 3.07 M

16



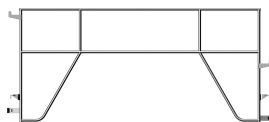
0720/169
GARDE-CORPS SECU DEF FAC 2.07 M

10



0720/170
GARDE-CORPS SECU DEF FAC 2.57 M

15



0720/171
GARDE-CORPS SECU DEF FAC 3.07 M

93




0722/416
EMBOUT A CROCHET ECHELLE ALU

5



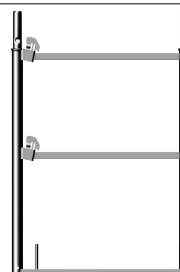
1715/200
CADRE ACIER EURO 2.00 X 0.73 M

144



1721/073
SUPPORT GARDE-CORPS 0.73 M

25



1723/073
CADRE D'EXTREMITE AVEC SOUS LISSE

5

VIGNETTES DU DECOMPTE

Edition du 04/10/2019 à 22:37

Nom du client	
Nom du chantier	



1725/207
LISSE 2.07 M

8




1725/257
LISSE 2.57 M

6




1725/307
LISSE 3.07 M

58



1735/000
COLLIER DE FACADE

40



1735/022
COLLIER ANCRAGE POUR CADRE EURO

67



1736/207
CONTREVENTEMENT FACADE 2.07 X 2.00M

1



1736/307
CONTREVENTEMENT FACADE 3.07 X 2.00M

5



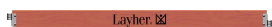
1755/069
ANCRAGE FACADE

67



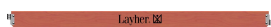
1757/073
PLINTHE D'EXTREMITÉ FACADE 0.73 M

32



1757/207
PLINTHE FACADE 2.07 M

10



1757/257
PLINTHE FACADE 2.57 M

15



1757/307
PLINTHE FACADE 3.07 M

99

VIGNETTES DU DECOMPTE

Edition du 04/10/2019 à 22:37

Nom du client	
Nom du chantier	



1766/614
POUTRE DE FRANCH. FAC.6.14 M

6



2602/000
EMBASE UNIVERSEL

4



2603/200
MONTANT 2.00 M

20



2603/300
MONTANT 3.00 M

4



2607/157
MOISE 1.57 M

18



2607/307
MOISE 3.07 M

17




2615/073
PORTE-PLANCHE 0.73 M

12




2620/157
DIAGONALE 1.57 X 2.00 M

14



2620/307
DIAGONALE 3.07 X 2.00 M

7




2629/022
COLLIER ORIENT. A TETE A CLAVETTE

12



2640/109
PLINTHE UNIVERSEL 1.09 M

15



3812/207
PLANCHER ACIER 2.07 X 0.32

10

VIGNETTES DU DECOMPTE

Edition du 04/10/2019 à 22:37

Nom du client	
Nom du chantier	



3812/257 30
PLANCHER ACIER 2.57 X 0.32



3812/307 158
PLANCHER ACIER 3.07 X 0.32



3880/100 30
PLANCHE ACIER 1.00 X 0.30 M



4001/060 58
SOCLE REGLABLE 0.60 M




4005/007 4
ECHELLE D'ACCES 2.15 M




4600/100 42
TUBE ACIER GALVA - 1.00 M



4600/200 15
TUBE ACIER GALVA - 2.00 M



4700/022 84
COLLIER ORTHOGONAL



4702/022 30
COLLIER ORIENTABLE



4708/022 60
COLLIER FIXE PLINTHE



4720/022 12
COLLIER DE LIAISON DES POUTRES



4905/060 10
BOULON M 12 X 60 MM

VIGNETTES DU DECOMPTE

Edition du 04/10/2019 à 22:37

Nom du client	
Nom du chantier	



4923/073
SUPPORT PLANCHER 0.73 M POU.
FRANCH

3



BS60/050
MADRIER 8 X 22 - L = 0.50 M

58



CHLL/014
CHEVILLE NYLON 14 X 70 MM

67



FIXE/PAC
FIXE A BASCULE POUR PLANCHE ACIER

60



PITO/120
VIS AVEC ANNEAU 12 X 120 MM

67