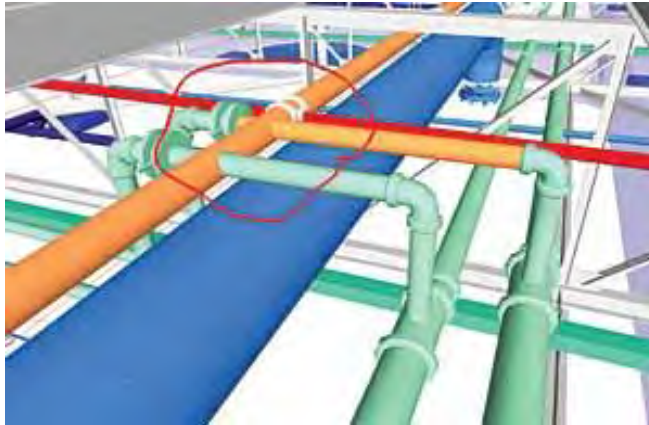


BUILDING INFORMATION MODELING

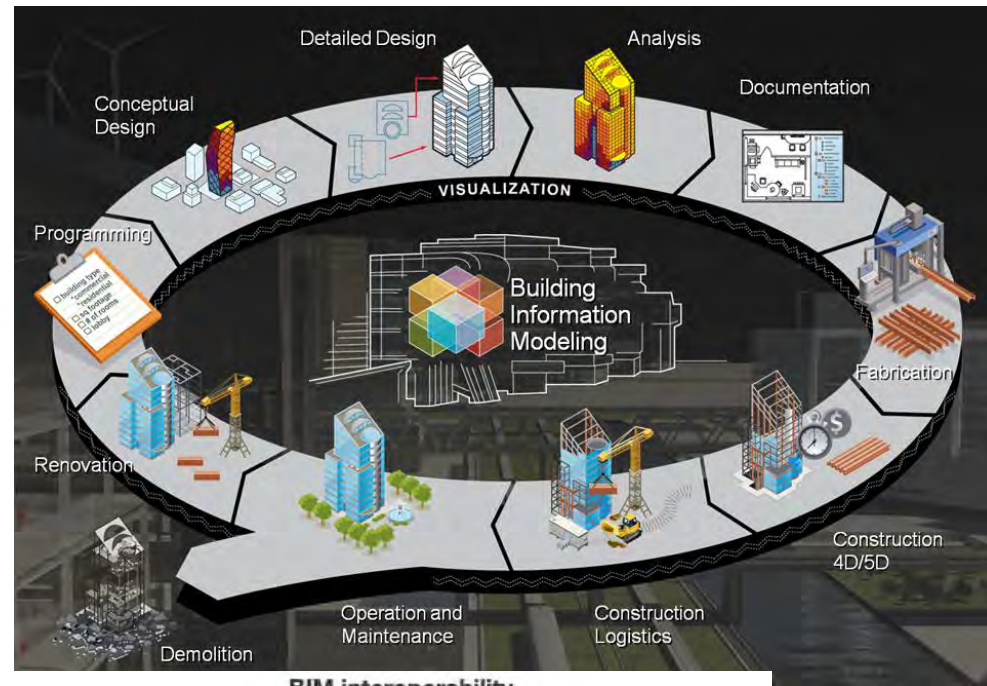
Toward something concrete ...

NELSON MANDELA
UNIVERSITY

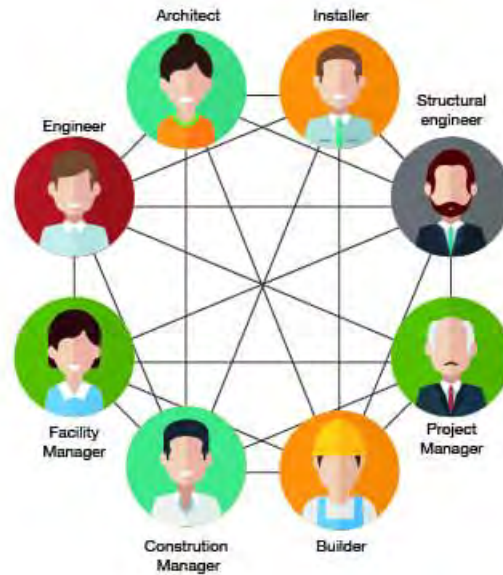
What is the BIM ?



2D data exchange



BIM interoperability



BIM IN NMU

BIM SOCIETY – BUILDING INFORMATION MODELLING



New Engineering Building

BIM Society open to students and staff involved in Building, MEP, Architecture

Contact: François LAGLEIZE

Francois.Lagleize@mandela.ac.za

Tel: 041 504 3978

REALITY

THE MODEL

VIRTUAL REALITY



Numerical Model: New Engineering Building



Have a Virtual Walk



NELSON MANDELA
UNIVERSITY



NELSON MANDELA UNIVERSITY BIM CLUB On FB



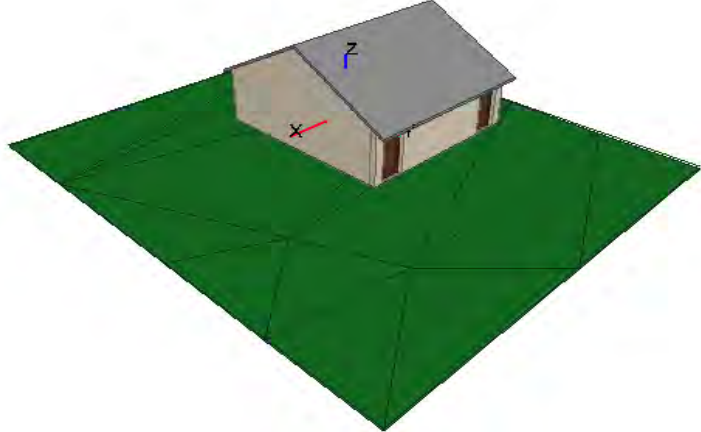
Simple example with a Viewer (BIM VISION)

BIM Vision 2.8 - C:\Users\FRANCOIS\Afrique du Sud\BIM\réalité virtuelle\Garage indépendant sans équipement.ifc

FILE VIEW OBJECTS MEASUREMENT CHANGES

3D Projections in Space 2D 2D View Reset Zoom Enclose Default Top Front Back Right Left Options Object Color Cut Section +X +Y +Z -X -Y -Z Fill Slice X Y Z Storey Slide Reset BIMestiMate Related Systems

New version of application is available Update



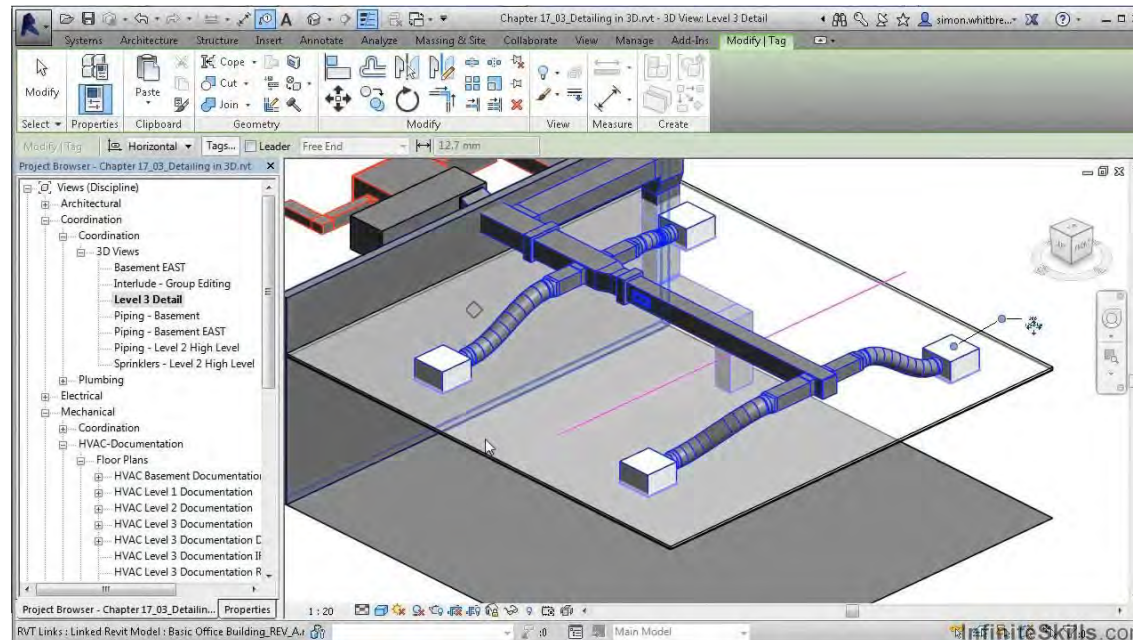
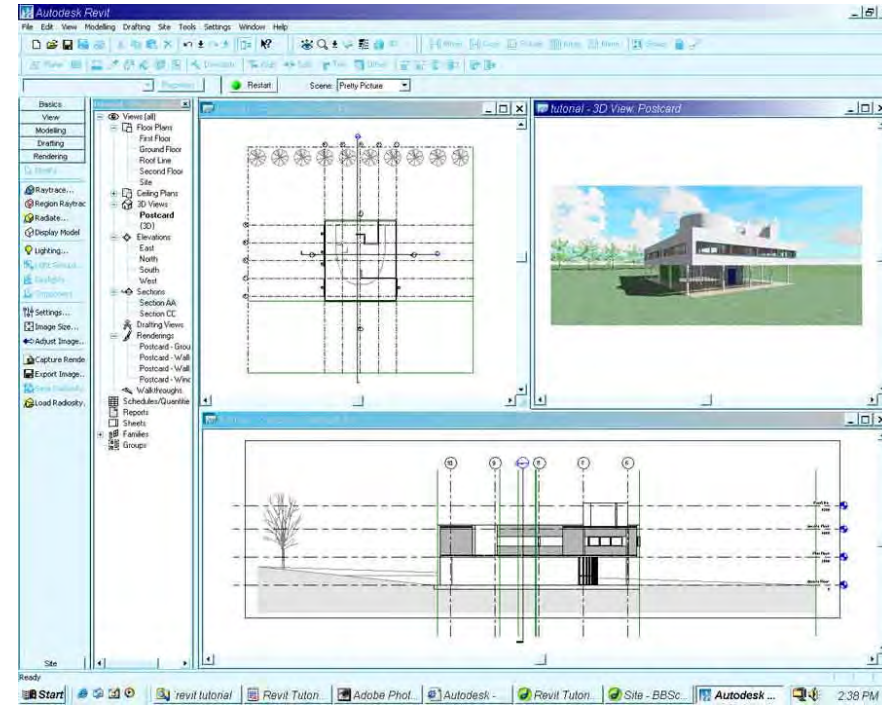
IFC Structure

Active	Type	Name	Description
<input checked="" type="checkbox"/>	Project		
<input checked="" type="checkbox"/>	Site		
<input checked="" type="checkbox"/>	Subsoil	Surface	
<input checked="" type="checkbox"/>	Building		
<input checked="" type="checkbox"/>	Building Storey	Plan de soubassement	
<input checked="" type="checkbox"/>	Building Storey	Plan du rez de chaussée	
<input checked="" type="checkbox"/>	Building Storey	Niveau 1	

0.02s

FR 12:09 04/11/2017

SECOND STEP : HOW TO DESIGN THE MODEL ?



Revit EXAMPLE :

All the example Tutorial of the activity

Kubity JP is the specialist of VR

Ressources :

<http://eduscol.education.fr/sti/search/node/revit>

The screenshot shows a web browser window displaying the search results on the eduscol website. The browser's address bar shows the URL eduscol.education.fr/sti/search/node/revit. The website header includes the eduscol logo, the French Republic emblem, and the text "Sciences et Techniques Industrielles" and "Portail national de ressources - eduscol". A navigation menu contains links for "DOMAINES", "RESSOURCES" (marked as "NOUVEAU"), "FORMATIONS", "MÉDIAS", "ACTUALITÉS", and "AGENDA". The search results section shows a search bar with the text "Saisissez vos mots-clés revit" and a "Rechercher" button. Below the search bar, the results are listed under the heading "Résultats de la recherche". The first result is titled "Bim - Conception d'un écoquartier et d'une maison bioclimatique - Revit" and includes a brief description: "... 1- Conception de volumes conceptuels avec Revit 2- Insertion d'un projet sketchup dans Revit 3- Modélisation de la maison bioclimatique ...". The result is dated "Ressource pédagogique - Emmanuel HOLTZ - 15/03/2017 - 20:54". On the right side of the page, there are utility icons for "A-A+", "Contact", "Favoris", "Imprimer", and "Partager". The browser's taskbar at the bottom shows various application icons and the system clock indicating 12:08 on 04/11/2017.

I propose (but it is you who decides) :

4 hours Lecture for all the students at the beginning of the year 2018 :

- BIM + workshop with the viewer = Basic skills to become a technician of the 21st century.

A 2 or three 3 hours slot at the same time in the computer lab each week to support the students and to permit to all the voluntary students to be involved in the BIM Society.

Tomorrow, I'll propose the same in the Uitenhage TVET.

Opportunity to work together.

More ??????????