

POINT D'ÉTAPE CP 2021

TOME 2 CAHIER ADAPTÉ

Prénom de l'élève

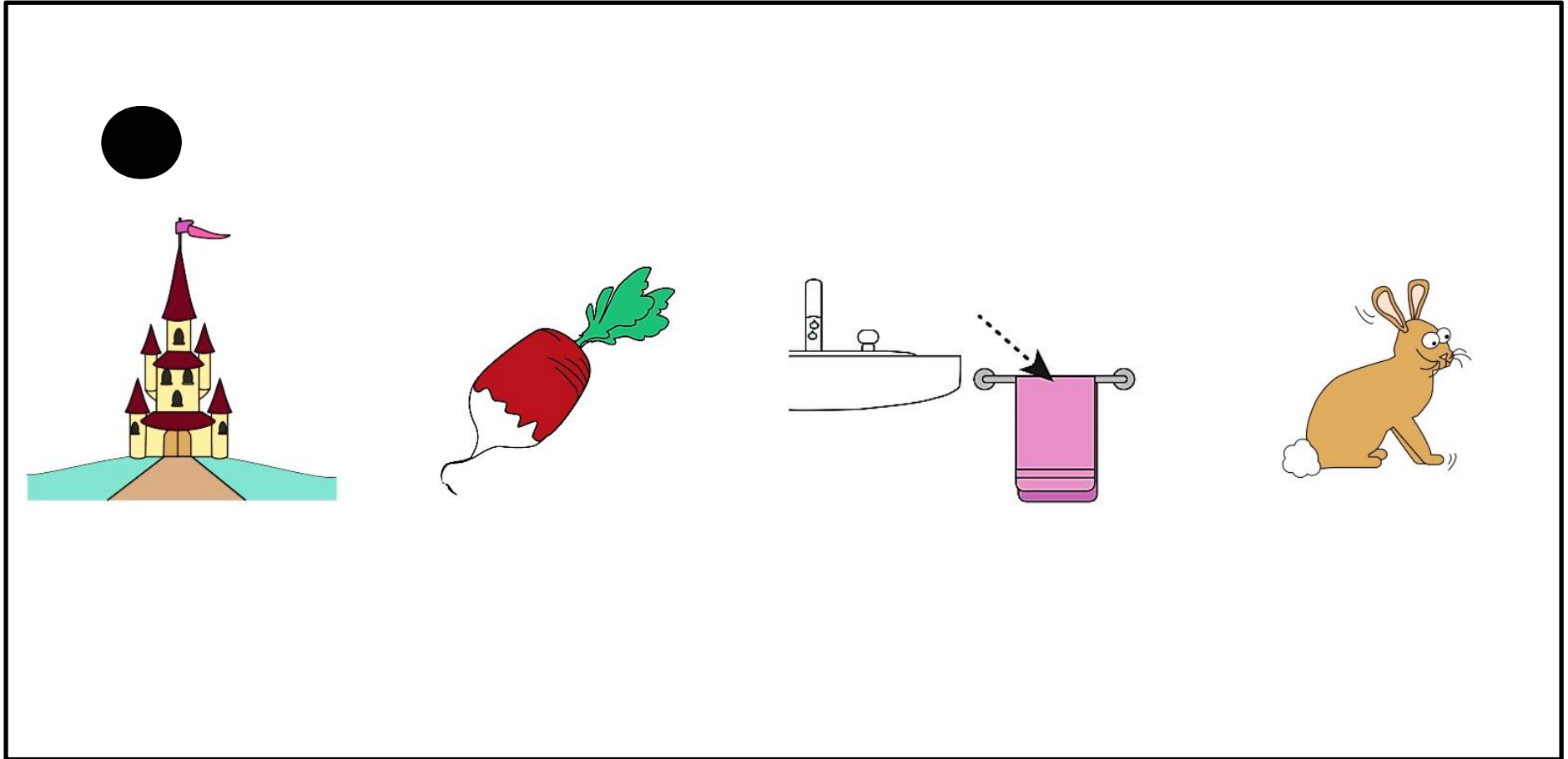
Nom de l'élève

Classe de l'élève





SÉQUENCE 3

FRANÇAIS



Exercice 10



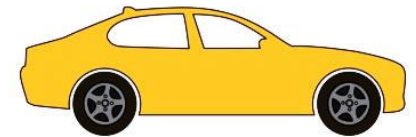
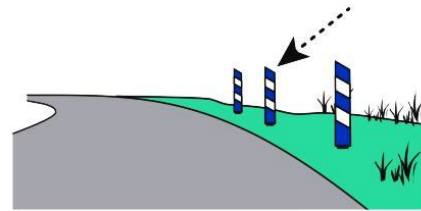


Exercice 10 (suite)





Exercice 10 (suite)




Exercice 10 (suite)



Exercice 10 (suite)



Exercice 10 (suite)





Exercice 10 (suite)





Exercice 11

Il ne court pas.



Exercice 11 (suite)

Le chat est petit mais pas noir.




Exercice 11 (suite)

La souris est devant la cage.



Exercice 11 (suite)


Elle les regarde.




Exercice 12




Exercice 12 (suite)



Exercice 12 (suite)



Exercice 12 (suite)



Exercice 12 (suite)



Exercice 12 (suite)






Exercice 12 (suite)



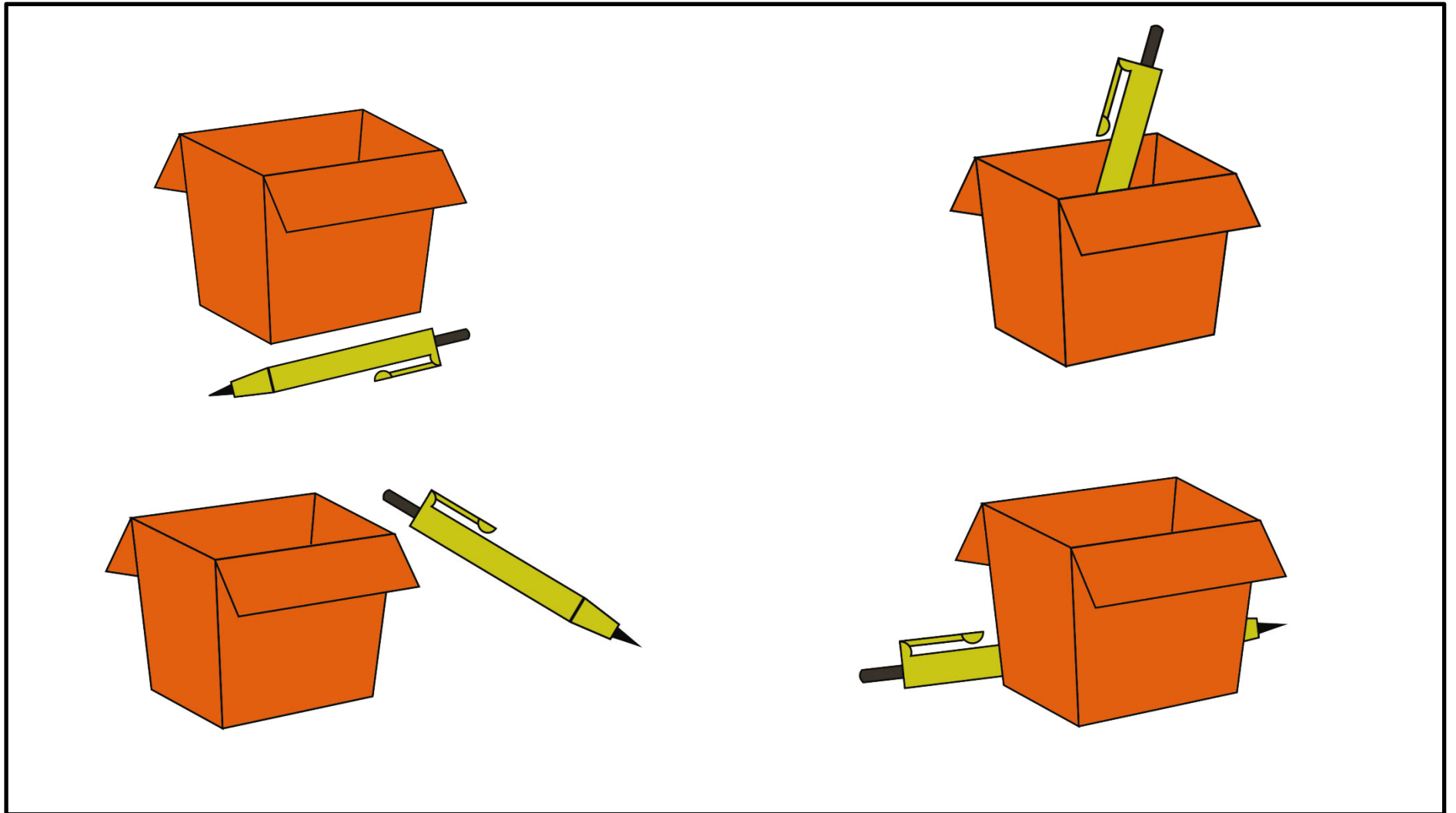
Exercice 12 (suite)







Exercise 13





Exercice 13 (suite)





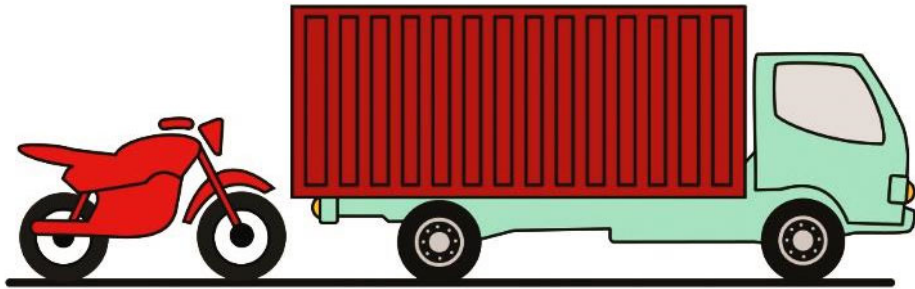
Exercice 13 (suite)




Exercice 13 (suite)



Exercice 13 (suite)





Exercice 13 (suite)






Exercice 13 (suite)






Exercice 13 (suite)



Exercice 13 (suite)







Exercice 13 (suite)




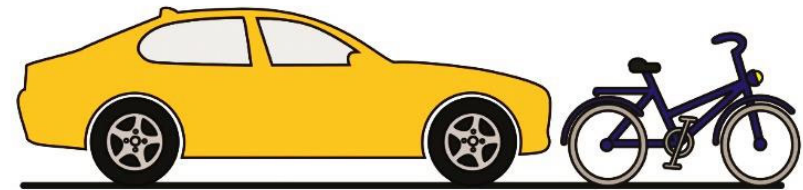
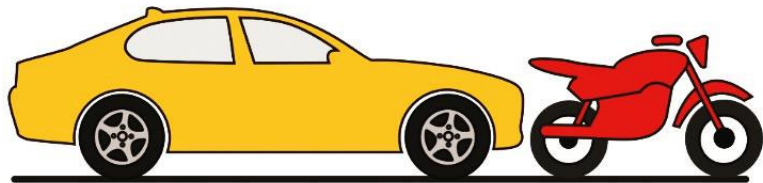
Exercice 13 (suite)



Exercice 13 (suite)







Exercice 13 (suite)






Exercice 13 (suite)



Exercice 13 (suite)



Exercice 13 (suite)



SÉQUENCE 4

MATHÉMATIQUES

Exercice 14

2 - 1 =

5

1

3

2

7

8

Exercice 14 (suite)

$4 - 3 =$

6

7

2

3

1

5

Exercice 14 (suite)

$5 - 2 =$

2

5

3

6

4

7

Exercice 14 (suite)

$7 - 5 =$

4

6

8

3

12

2

Exercice 14 (suite)

$8 - 1 =$

9

7

8

11

12

10

Exercice 14 (suite)

$7 - 7 =$

8

11

1

2

14

0

Exercice 14 (suite)

$8 - 4 =$

4

12

5

6

8

7

Exercice 14 (suite)

$9 - 7 =$

16

10

3

4

6

2

Exercice 14 (suite)

19 - 2 =

19

21

192

18

17

2

Exercice 14 (suite)

11 - 2 =

2

10

13

11

9

112

Exercice 14 (suite)

$15 - 10 =$

10

6

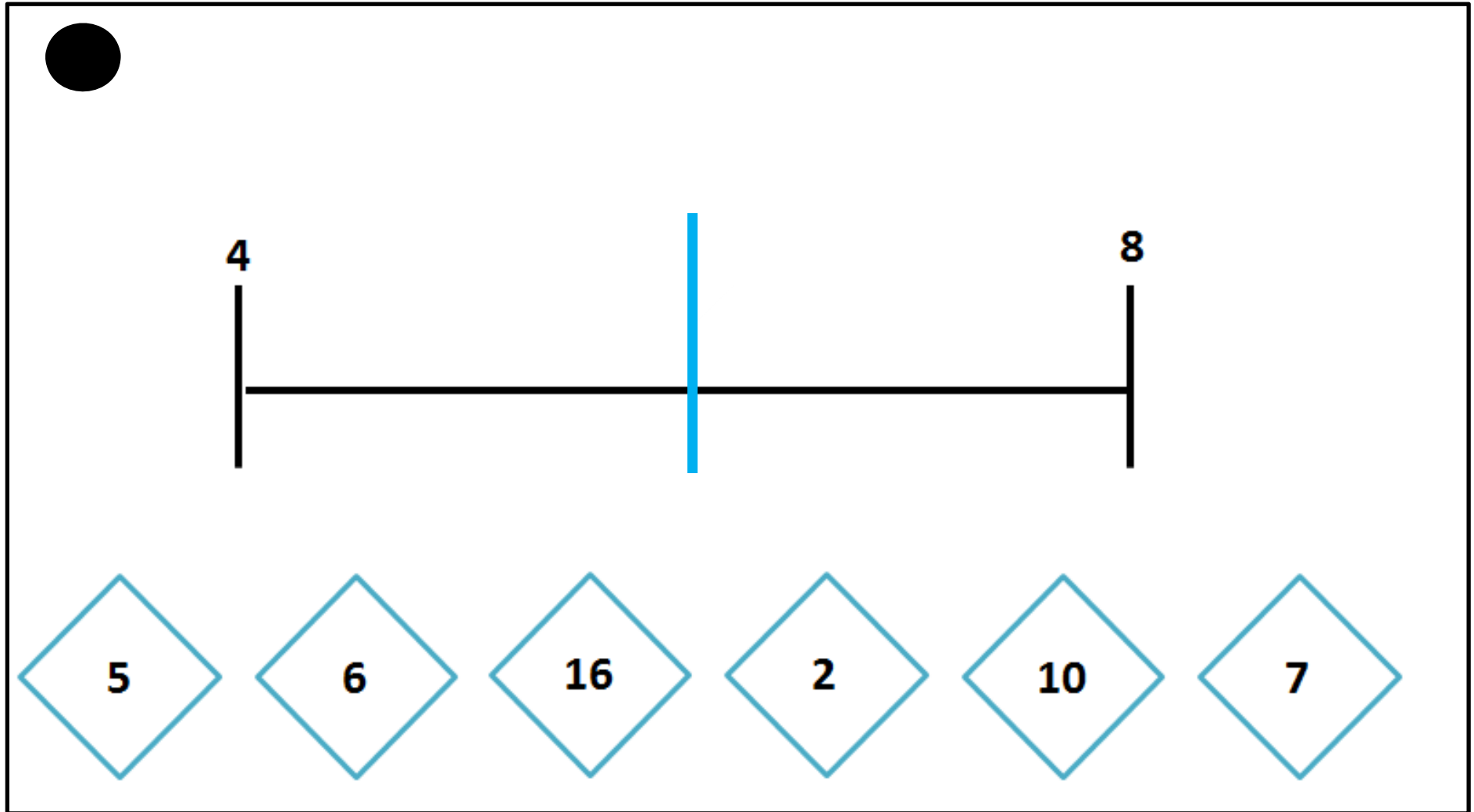
5

15

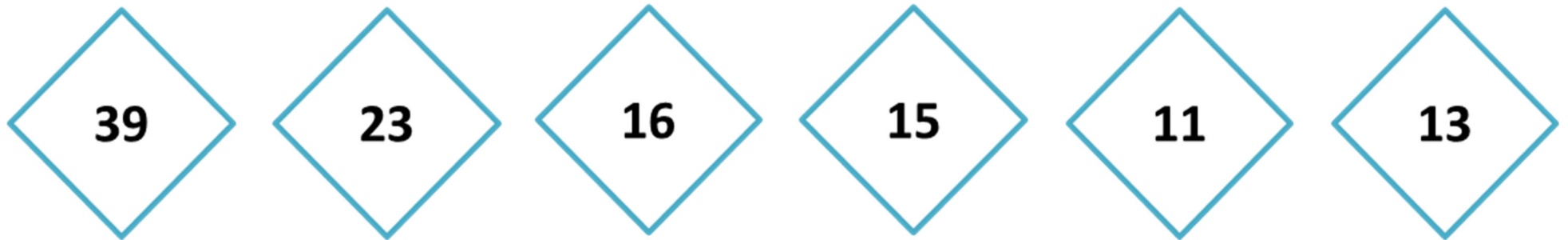
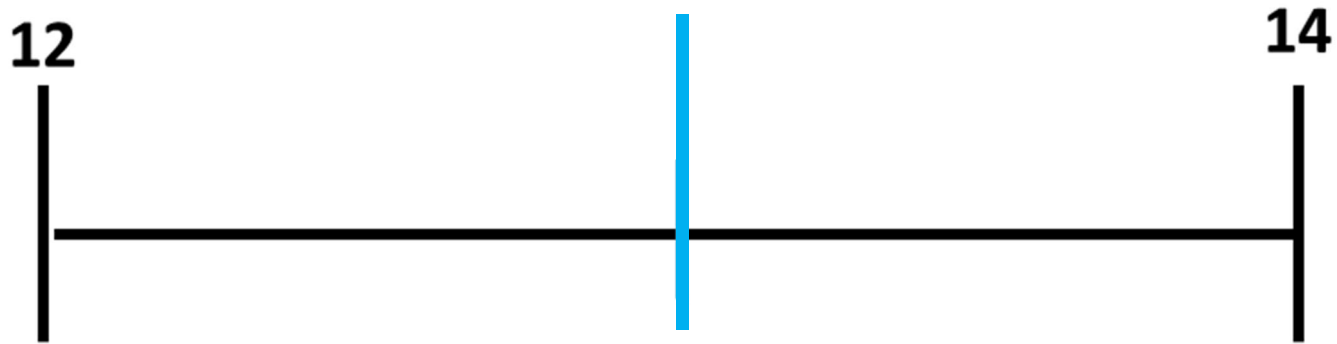
25

1510

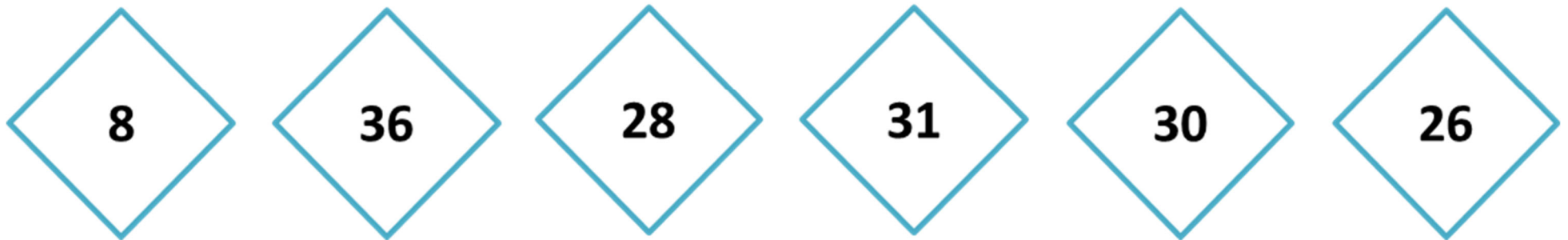
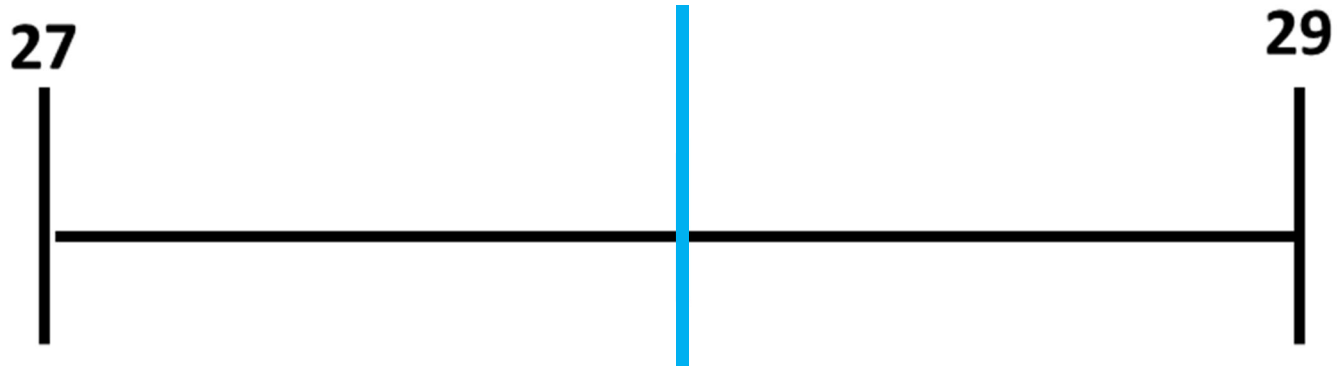
Exercice 15





Exercice 15 (suite)




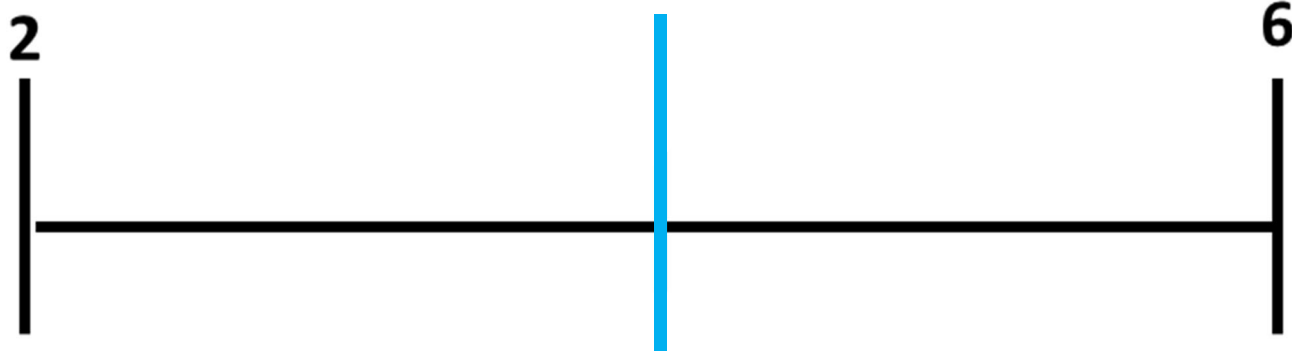
Exercice 15 (suite)



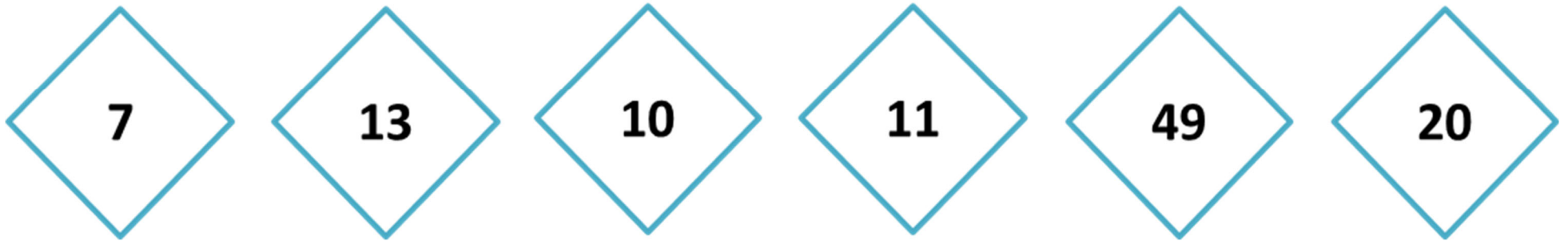
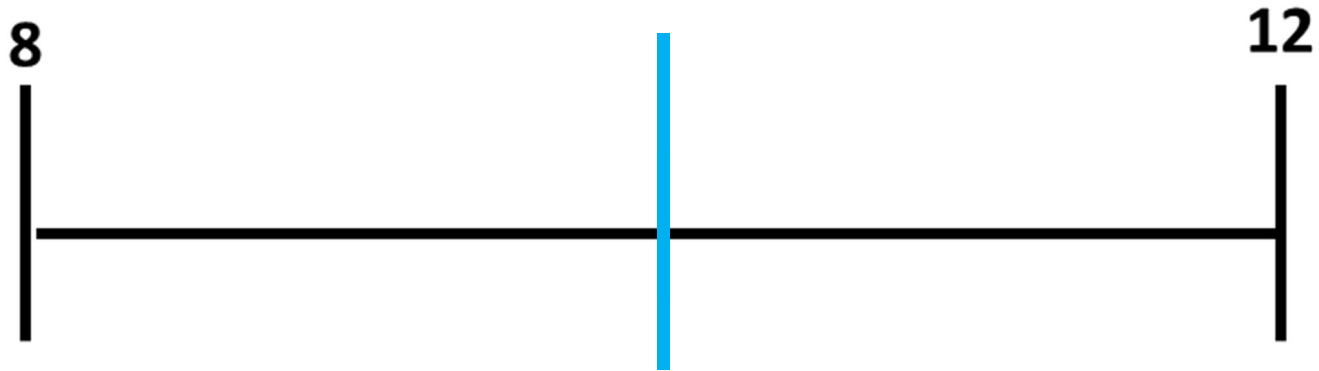
Exercice 15 (suite)




Exercice 15 (suite)



Exercice 15 (suite)



Exercise 16



3

5



8

13

12

14

Exercice 16 (suite)



4

6


5

13

9

10

Exercice 16 (suite)



4

13

14

12

5

9

SEQUENCE 5

FRANÇAIS

ÉPREUVES INDIVIDUELLES

FEUILLES DE COTATION

Exercice 17

[Démarrer le chronomètre.

Dans le tableau :

- cocher la case si le mot est correctement lu.
- si l'élève n'a pas terminé en 60 secondes, entourer le dernier mot lu (ou tenté d'être lu).

Si l'élève termine en moins de 60 secondes, reporter le temps exact ici : |_|_| secondes.

Remarque : si l'élève ne réussit pas à lire plus de 4 mots parmi les 10 premiers (2 lignes) ne pas poursuivre la lecture.]

Ligne 1	à <input type="checkbox"/> 1	où <input type="checkbox"/> 2	la <input type="checkbox"/> 3	au <input type="checkbox"/> 4	tu <input type="checkbox"/> 5
Ligne 2	un <input type="checkbox"/> 1	il <input type="checkbox"/> 2	été <input type="checkbox"/> 3	on <input type="checkbox"/> 4	mur <input type="checkbox"/> 5
Ligne 3	ni <input type="checkbox"/> 1	sur <input type="checkbox"/> 2	qui <input type="checkbox"/> 3	vélo <input type="checkbox"/> 4	par <input type="checkbox"/> 5
Ligne 4	feu <input type="checkbox"/> 1	ce <input type="checkbox"/> 2	peur <input type="checkbox"/> 3	ami <input type="checkbox"/> 4	moto <input type="checkbox"/> 5
Ligne 5	peau <input type="checkbox"/> 1	lune <input type="checkbox"/> 2	gare <input type="checkbox"/> 3	lire <input type="checkbox"/> 4	bon <input type="checkbox"/> 5
Ligne 6	mardi <input type="checkbox"/> 1	col <input type="checkbox"/> 2	avril <input type="checkbox"/> 3	roi <input type="checkbox"/> 4	faire <input type="checkbox"/> 5

Si l'élève termine en moins de 60 secondes, reporter le temps exact ici :

|_|_| secondes

Nombre de mots correctement lus en 1 minute :

Score de fluence* :

*nombre de mots correctement lus en 1 minute ; pour les élèves qui auraient lu tous les mots correctement en moins d'une minute, appliquer la règle de trois suivante : (30 mots x 60 secondes) / temps mis pour lire tous les mots. Le calcul de ce score n'est pas nécessaire pour la saisie sur le portail mais permet d'indiquer cette

Exercice 17

ta bol

à où la au tu

un il été on mur

ni sur qui vélo par

feu ce peur ami moto

peau lune gare lire bon

mardi col avril roi faire

Exercice 17

ta bol

à où là au tu

un il été on mur

ni sur qui vélo par

feu ce peur ami moto

peau lune gare lire bon

mardi col avril roi faire

Exercice 18

[Démarrer le chronomètre.

Dans le tableau :

- cocher la case si le mot est correctement lu.
- si l'élève n'a pas terminé en 60 secondes, entourer le dernier mot lu (ou tenté d'être lu).

Remarque : si l'élève ne réussit pas à lire plus de 4 mots parmi les 11 premiers (1^{ère} ligne) ne pas poursuivre la lecture.]

Ligne 1	Le <input type="checkbox"/> 1	renard <input type="checkbox"/> 2	court <input type="checkbox"/> 3	dans <input type="checkbox"/> 4	la <input type="checkbox"/> 5	forêt <input type="checkbox"/> 6
Ligne 2	Il <input type="checkbox"/> 1	arrive <input type="checkbox"/> 2	à <input type="checkbox"/> 3	la <input type="checkbox"/> 4	ferme <input type="checkbox"/> 5	
Ligne 3	Va <input type="checkbox"/> 1	t-il <input type="checkbox"/> 2	voler <input type="checkbox"/> 3	une <input type="checkbox"/> 4	poule <input type="checkbox"/> 5	
Ligne 4	Lola <input type="checkbox"/> 1	l'a <input type="checkbox"/> 2	vu <input type="checkbox"/> 3			
Ligne 5	Elle <input type="checkbox"/> 1	crie <input type="checkbox"/> 2	et <input type="checkbox"/> 3	le <input type="checkbox"/> 4	chasse <input type="checkbox"/> 5	
Ligne 6	Bravo <input type="checkbox"/> 1	Lola <input type="checkbox"/> 2	dit <input type="checkbox"/> 3	la <input type="checkbox"/> 4	poule <input type="checkbox"/> 5	

Si l'élève termine en moins de 60 secondes, reporter le temps exact ici :

secondes

Nombre de mots correctement lus en 1 minute :

Score de fluence* :

*nombre de mots correctement lus en 1 minute ; pour les élèves qui auraient lu tous les mots correctement en moins d'une minute, appliquer la règle de trois suivante : (30 mots x 60 secondes) / temps mis pour lire tous les mots. Le calcul de ce score n'est pas nécessaire pour la saisie sur le portail mais permet d'indiquer cette

Exercice 18

Le renard court dans la forêt.

Il arrive à la ferme.

Va-t-il voler une poule ?

Lola l'a vu.

Elle crie et le chasse.

« Bravo Lola ! », dit la poule.

Exercice 18

Le renard court dans la forêt.

Il arrive à la ferme.

Va-t-il voler une poule ?

Lola l'a vu.

Elle crie et le chasse.

« Bravo Lola ! », dit la poule.