

REPÈRES CP 2021

TOME 1 CAHIER ADAPTÉ ÉLÈVES SOURDS ET MALENTENDANTS

Prénom de l'élève

Nom de l'élève


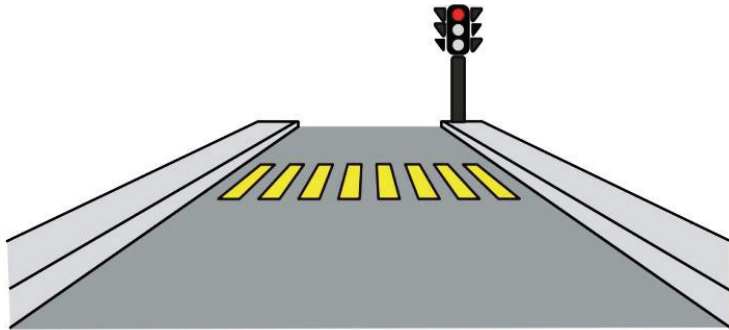
Classe de l'élève





SÉQUENCE 1

FRANÇAIS

Exercise 1



Exercice 1 (suite)



Exercice 1 (suite)



Exercise 2



l f a e G d

f O A i D g

o i F g a d

Exercice 2 (suite)



E

b

a

o

C

d

b

O

A

e

D

c

O

e

B

C

a

d

Exercice 2 (suite)



E

b

a

o

C

d

b

O

A

e

D

c

O

e

B

C

a

d

Exercice 2 (suite)



E

b

a

o

C

d

b

O

A

e

D

c

O

e

B

C

a

d

Exercice 2 (suite)



E

b

a

o

C

d

l

O

A

e

D

c

o

e

B

C

a

d

Exercice 2 (suite)



E

b

a

o

C

d

b

O

A

e

D

c

O

e

B

C

a

d

Exercice 2 (suite)



E

b

a

o

C

d

l

O

A

e

D

c

O

e

B

C

a

d

Exercice 2 (suite)



R

V

m

n

S

d

n

N

M

n

D

s

n

r


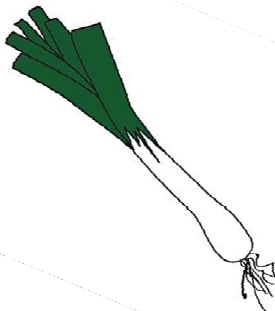

V

S

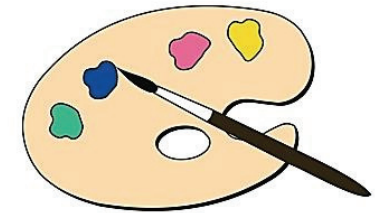

m

d



Exercise 3





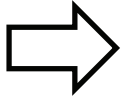
Exercice 3 (suite)





Exercice 3 (suite)



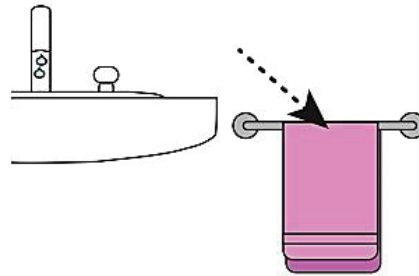


Exercice 3 (suite)






Exercice 3 (suite)



Exercice 3 (suite)






Exercice 3 (suite)





Exercice 3 (suite)




Exercice 3 (suite)



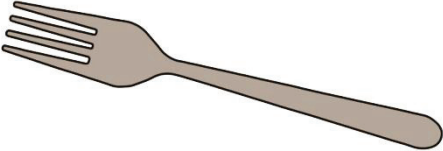

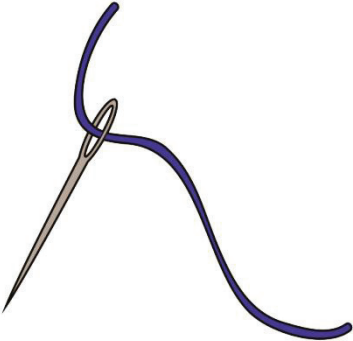

Exercice 3 (suite)




Exercice 3 (suite)



Exercice 4






Exercice 4 (suite)




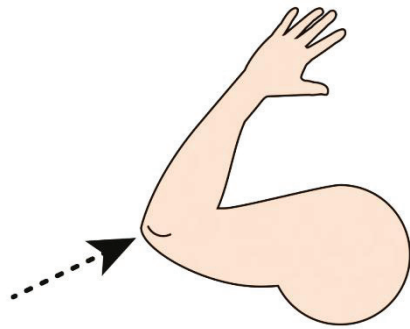
Exercice 4 (suite)





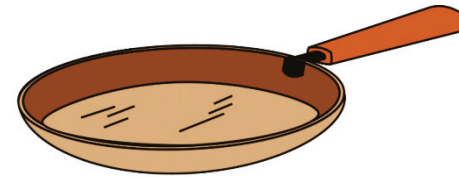

Exercice 4 (suite)





Exercice 4 (suite)






Exercice 4 (suite)





Exercice 4 (suite)




Exercice 4 (suite)



Exercice 4 (suite)



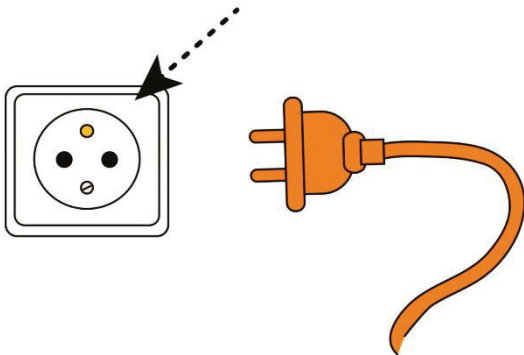


Exercice 4 (suite)




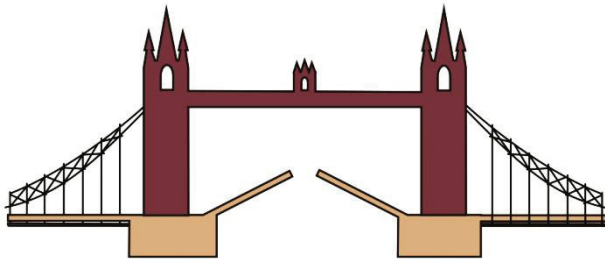


Exercice 4 (suite)



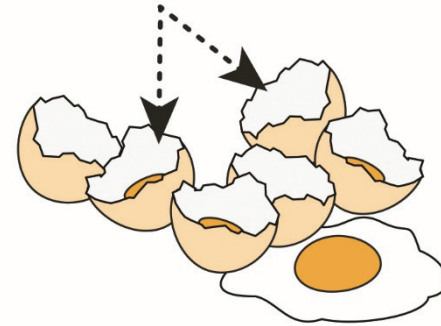
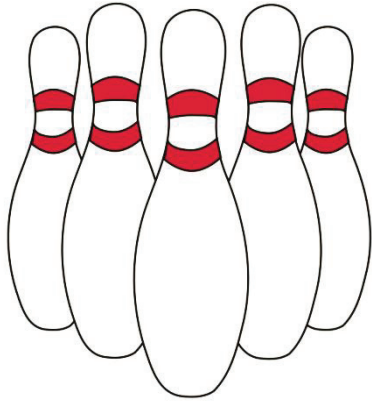


Exercice 4 (suite)



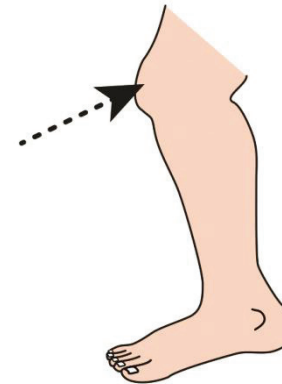
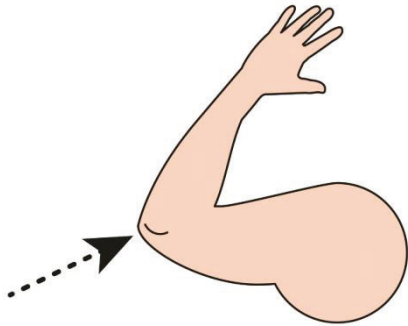
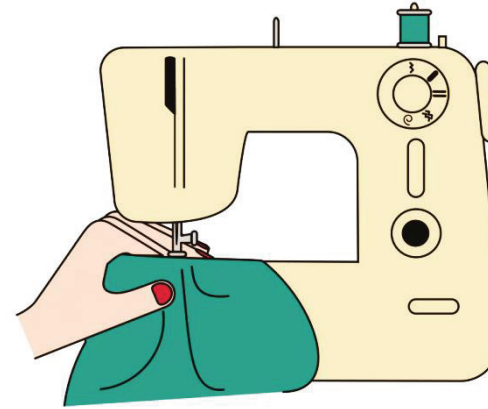

Exercice 4 (suite)



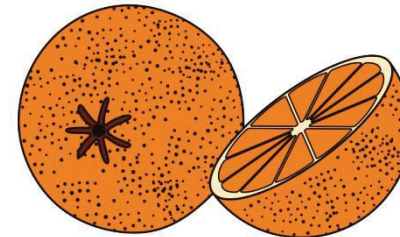

Exercice 4 (suite)



Exercice 4 (suite)



Exercice 4 (suite)



SÉQUENCE 2

MATHÉMATIQUES

Exercise 5

•

2

10

7

1

9

6

Exercice 5 (suite)

○

0	6	3	2	5	1
---	---	---	---	---	---

Exercice 5 (suite)



7	4	1	3	5	2
---	---	---	---	---	---

Exercice 5 (suite)



2	8	6	0	10	9
---	---	---	---	----	---

Exercice 5 (suite)



1	10	0	6	8	2
---	----	---	---	---	---

Exercice 5 (suite)



7	1	2	10	5	3
---	---	---	----	---	---

Exercice 5 (suite)



0	2	9	10	1	7
---	---	---	----	---	---

Exercice 5 (suite)



0	6	3	2	5	1
---	---	---	---	---	---

Exercice 5 (suite)



7	4	1	3	5	2
---	---	---	---	---	---

Exercice 5 (suite)



2	8	6	0	10	9
---	---	---	---	----	---

Exercice 5 (suite)

×


0	2	9	10	1	7
---	---	---	----	---	---

Exercice 6



A large rectangular frame with a black border. Inside the frame, on the left side, is a solid black circle. To the right of the circle is a large rounded rectangle with a black border. Below the rounded rectangle, the numbers 1, 2, 3, 4, 5, and 6 are printed in a large, bold, black font, spaced evenly across the width of the rounded rectangle.

Exercice 6 (suite)



1

2


3

4

5

6

Exercice 6 (suite)



1

2

3

4

5

6

Exercice 6 (suite)

A large, empty rounded rectangle with a black border, intended for drawing or writing.

1

2

3

4

5


6

Exercice 7

A large rectangular box with a black border. In the top-left corner, there is a small black dot. In the center of the box, there are three larger black dots arranged in a horizontal line. Below the box, there is a row of ten numbered cells, each containing a number from 1 to 10 in a bold, sans-serif font.

1	2	3	4	5	6	7	8	9	10
---	---	---	---	---	---	---	---	---	----

Exercice 7 (suite)




1	2	3	4	5	6	7	8	9	10
---	---	---	---	---	---	---	---	---	----

Exercice 7 (suite)




1	2	3	4	5	6	7	8	9	10
---	---	---	---	---	---	---	---	---	----

Exercice 7 (suite)




1	2	3	4	5	6	7	8	9	10
---	---	---	---	---	---	---	---	---	----

Exercice 7 (suite)




1	2	3	4	5	6	7	8	9	10
---	---	---	---	---	---	---	---	---	----

Exercice 7 (suite)




1	2	3	4	5	6	7	8	9	10
---	---	---	---	---	---	---	---	---	----

Exercice 7 (suite)




1	2	3	4	5	6	7	8	9	10
---	---	---	---	---	---	---	---	---	----

Exercice 7 (suite)



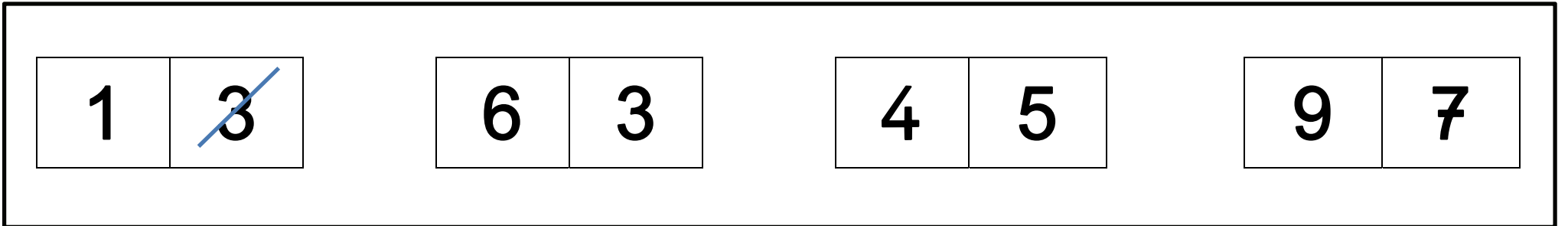
1	2	3	4	5	6	7	8	9	10
---	---	---	---	---	---	---	---	---	----

Exercice 7 (suite)



1	2	3	4	5	6	7	8	9	10
---	---	---	---	---	---	---	---	---	----

Exercise 8



Exercice 8 (suite)

8	9
---	---

2	6
---	---

5	4
---	---

3	2
---	---

4	1
---	---

2	5
---	---

3	6
---	---

8	4
---	---

Exercice 8 (suite)

6	7
---	---

2	1
---	---

7	4
---	---

5	9
---	---

7	6
---	---

5	1
---	---

8	9
---	---

1	4
---	---

Exercice 8 (suite)

8	5
---	---

1	2
---	---

4	3
---	---

5	6
---	---

5	6
---	---

4	3
---	---

2	1
---	---

9	8
---	---

Exercice 8 (suite)

4	5
---	---

8	7
---	---

2	3
---	---

6	7
---	---

9	5
---	---

4	8
---	---

4	1
---	---

9	6
---	---

Exercice 8 (suite)

5	8
---	---

3	4
---	---

2	6
---	---

5	1
---	---

9	8
---	---

5	4
---	---

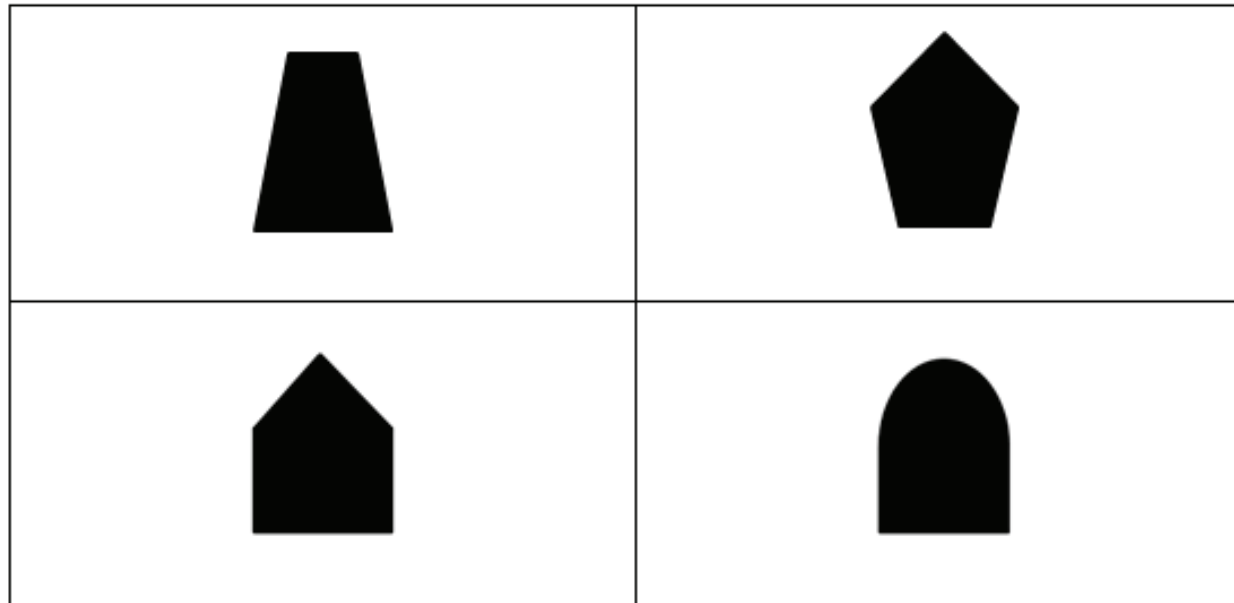
1	2
---	---

7	6
---	---

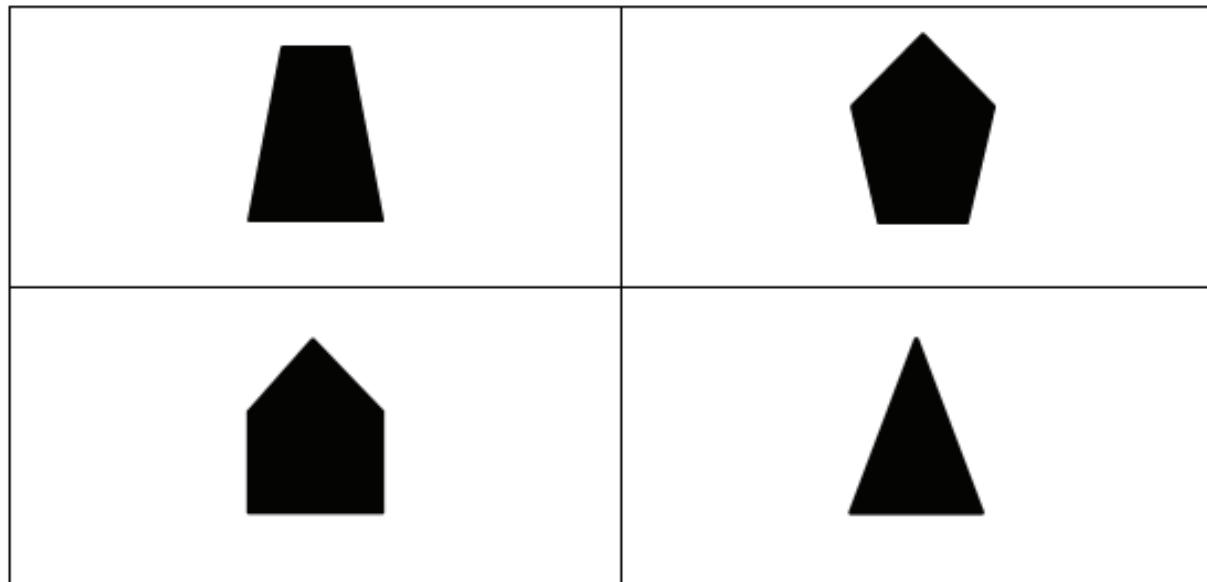
Exercice 9

The exercise consists of a large rectangular frame. In the top-left corner of this frame is a solid black circle. In the top-center is a smaller square box containing two identical teardrop shapes, each split vertically into two halves. Below this is a larger rectangle divided into four equal quadrants by a horizontal and a vertical line. The top-left quadrant contains a solid black heart. The top-right quadrant contains a solid black arrow pointing upwards. The bottom-left quadrant contains a solid black house-shaped polygon. The bottom-right quadrant contains a solid black arch-shaped polygon.

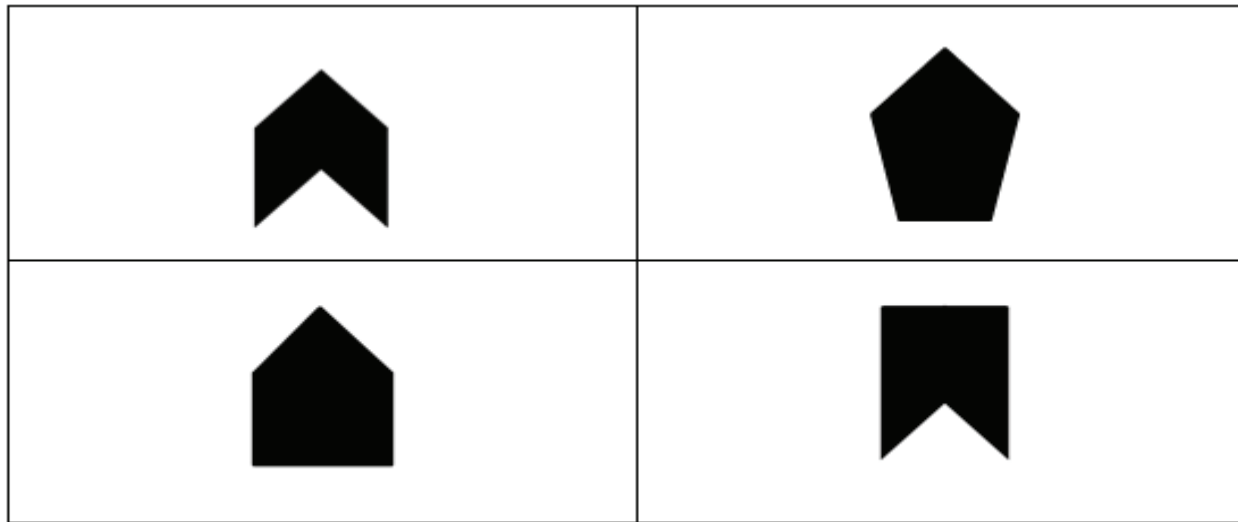
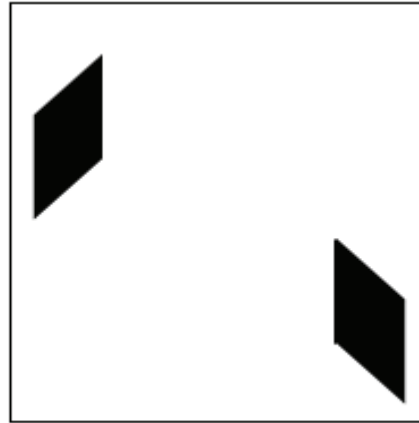
Exercice 9 (suite)



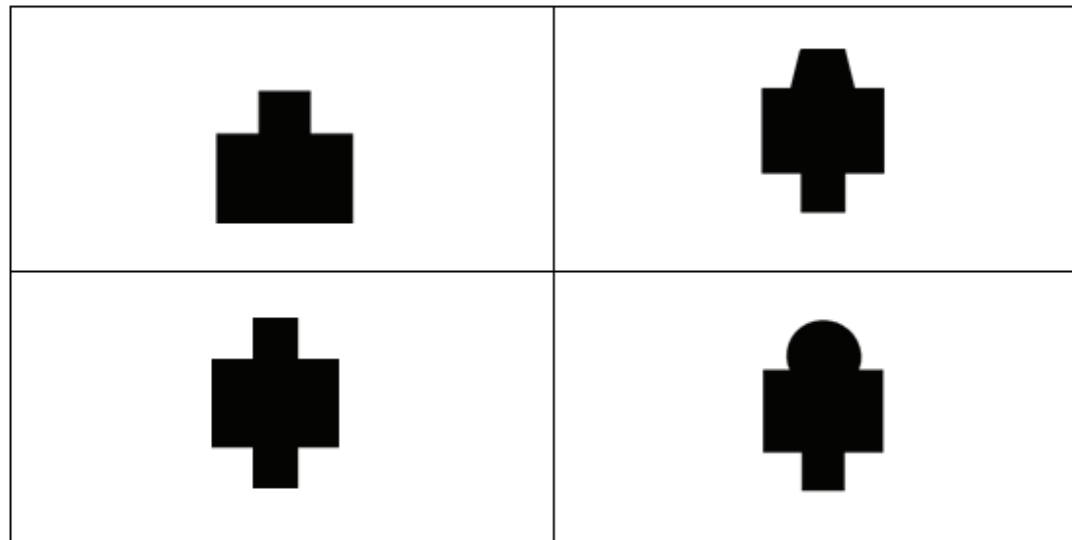
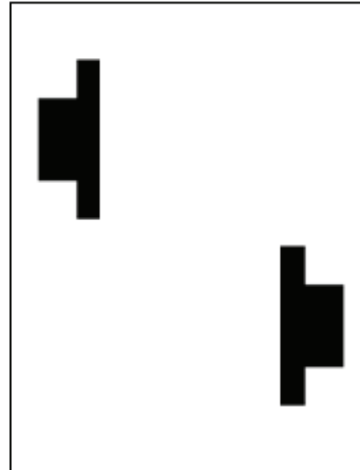
Exercice 9 (suite)



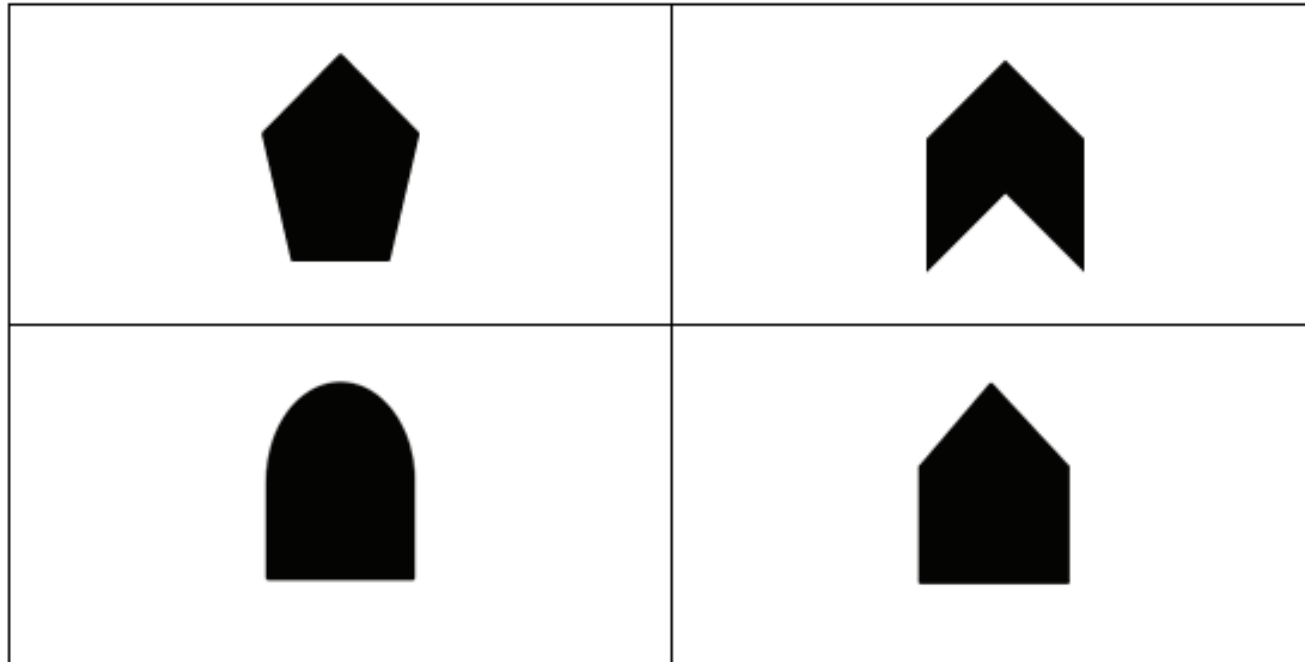

Exercice 9 (suite)




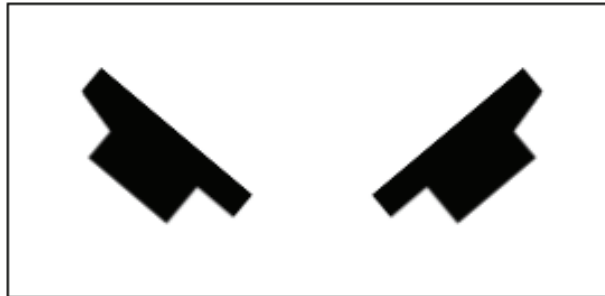
Exercice 9 (suite)



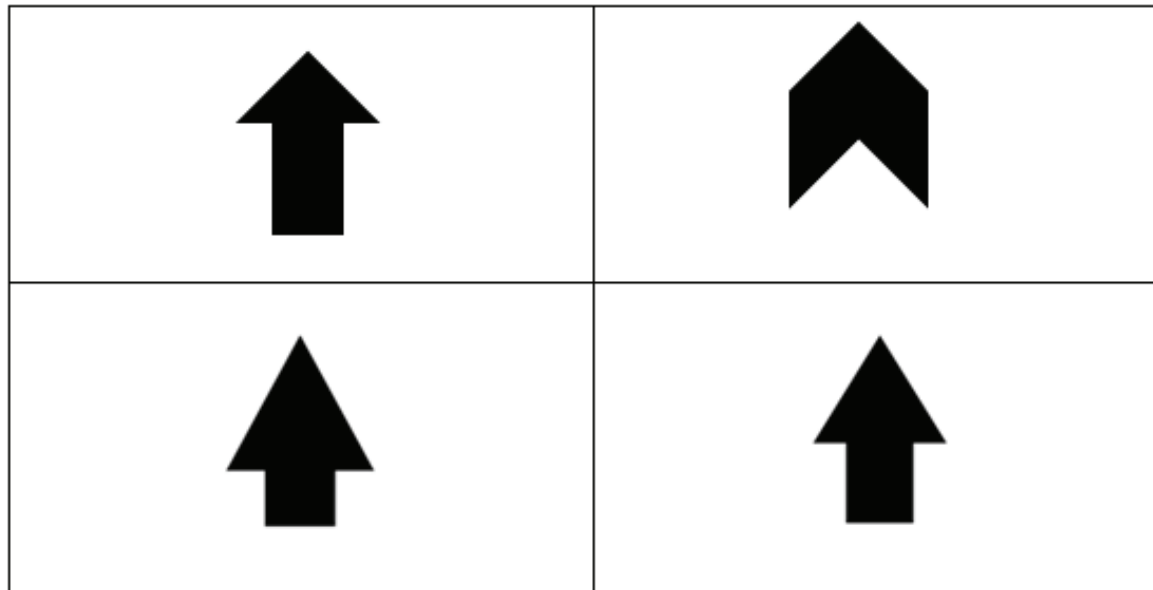
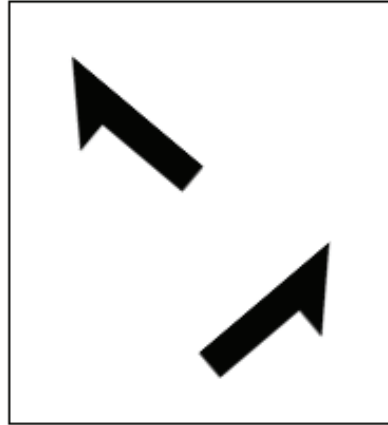
Exercice 9 (suite)



Exercice 9 (suite)



Exercice 9 (suite)



Exercice 9 (suite)

