



MINISTÈRES  
ÉDUCATION  
JEUNESSE  
SPORTS  
ENSEIGNEMENT  
SUPÉRIEUR  
RECHERCHE

*Liberté  
Égalité  
Fraternité*

# POINT D'ÉTAPE CP 2026

**Prénom de l'élève**

**Nom de l'élève**

**Classe de l'élève**



# **SÉQUENCE 1**

---

## **FRANÇAIS**

## Exercice 1

● m n b d f

○ s r p t f

➡ m s r b d

⇒ m b d f j

■ l t d h f

## Exercice 1 (suite)



m

b

d

f

n

---



h

l

v

b

d

---



n

m

r

t

v

---



n

m

r

t

s

---



n

d

t

s

f

---



n

m

v





u

f





---

## Exercice 2

Il promène son chien.


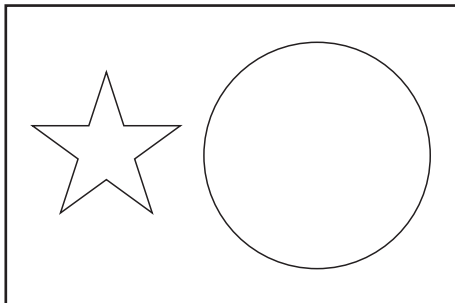




Il n'est pas seul.







## Exercice 2 (suite)

L'étoile est dans le carré.



Il la porte.












### Exercise 3

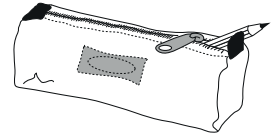








## Exercise 4



## Exercice 4 (suite)




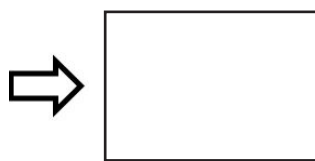


# **SÉQUENCE 2**

---

## **MATHÉMATIQUES**



## Exercise 5



## Exercise 6

$5 + 2 =$	5	6	3	2	7	8
-----------	---	---	---	---	---	---

$4 + 4 =$	5	0	9	10	12	8
-----------	---	---	---	----	----	---

$7 + 2 =$	9	5	10	11	12	8
-----------	---	---	----	----	----	---

$1 + 5 =$	8	10	3	6	4	7
-----------	---	----	---	---	---	---

$2 + 4 =$	2	7	8	10	5	6
-----------	---	---	---	----	---	---

$8 + 5 =$	5	17	3	14	13	9
-----------	---	----	---	----	----	---

## Exercice 6 (suite)

$6 + 6 =$

0

12

13

7

16

14

$7 + 6 =$

17

8

13

1

14

15

$18 + 4 =$

4

184

18

14

22

21

$3 + 10 =$

7

13

12

3

10

310

$19 + 2 =$

2

192

17

20

21

19

## Exercise 7

---



6 7 5 2 4 1

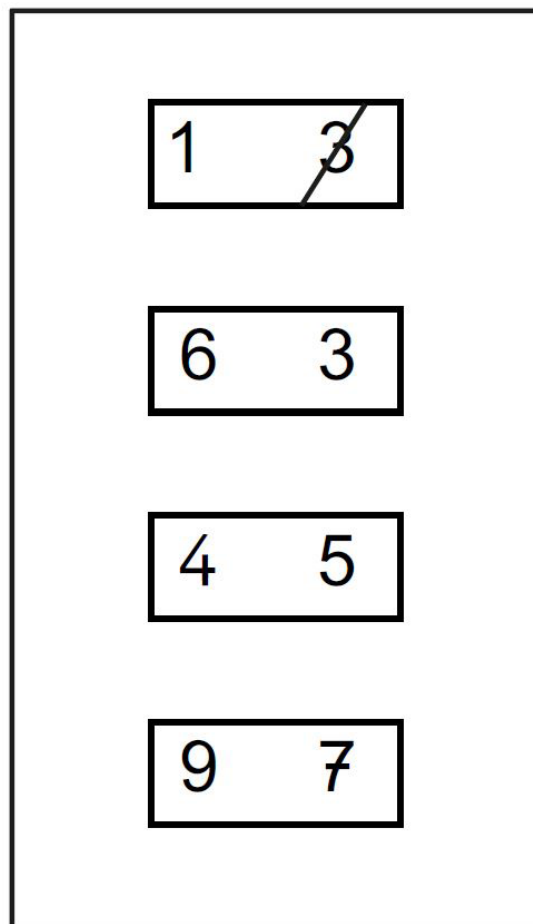


12 8 4 2 3 0




## Exercice 8

### Exemples



## Exercice 8 (suite)



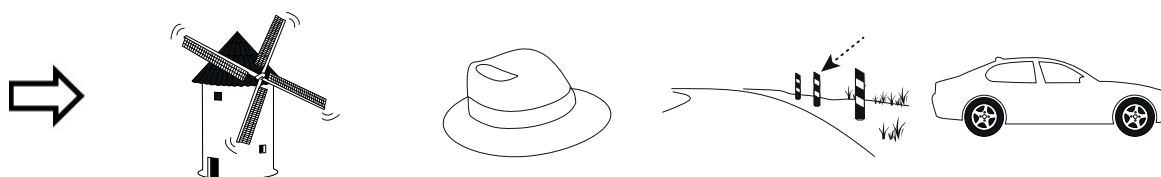


8	9	27	22	11	14	31	39
2	6	18	19	32	31	11	12
5	4	26	25	28	34	28	29
3	2	15	31	13	18	25	18
4	1	37	36	25	24	38	14
2	5	21	24	34	27	16	32
3	6	34	39	21	33	38	35
8	4	20	21	17	16	15	25
6	7	34	13	23	25	38	39
2	1	17	12	31	19	28	25

# **SÉQUENCE 3**






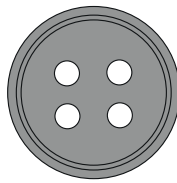


---

## **FRANÇAIS**

## Exercise 9






## Exercice 9 (suite)







## Exercice 10

Il ne court pas.






Le chat est petit mais pas noir.







## Exercice 10 (suite)

La souris est devant la cage.



Elle les regarde.

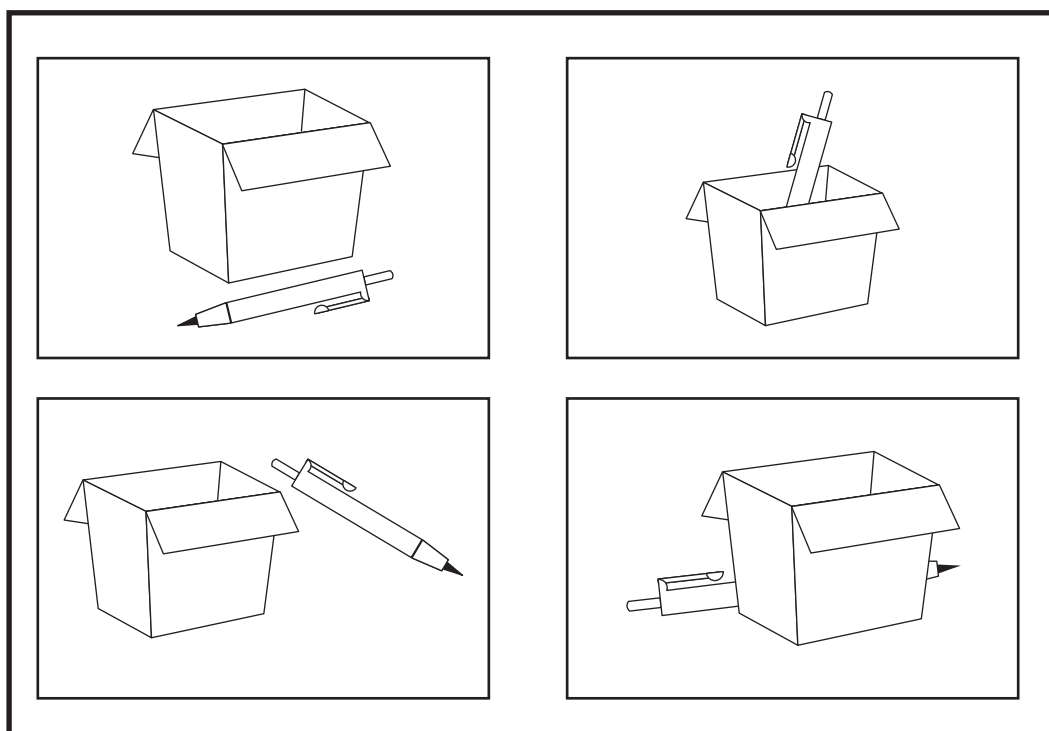



## Exercise 11




















## Exercise 12




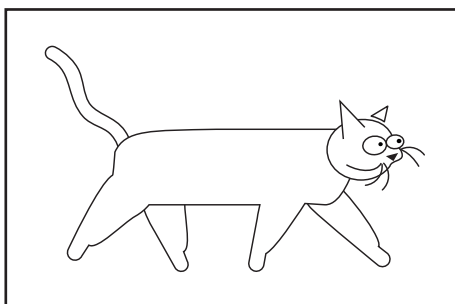






## Exercice 12 (suite)




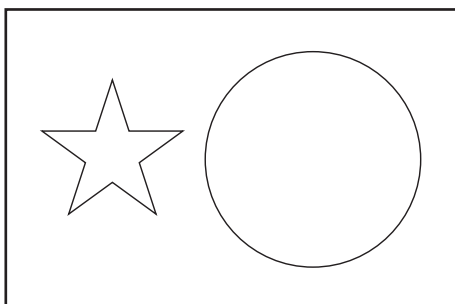





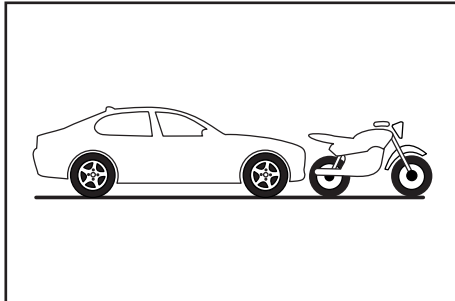
## Exercice 12 (suite)






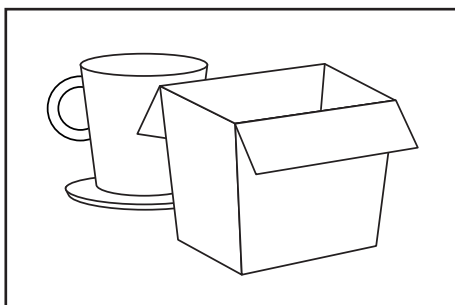




## Exercice 12 (suite)






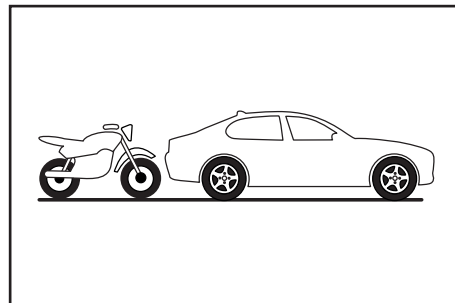


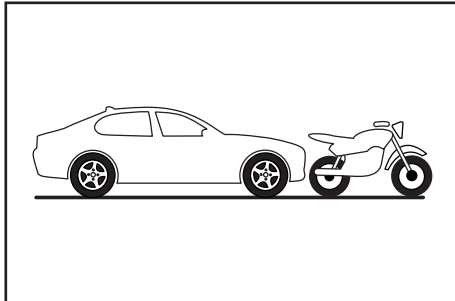
## Exercice 12 (suite)



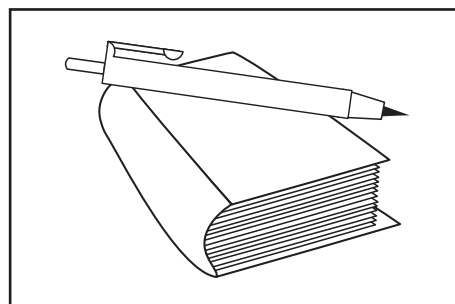

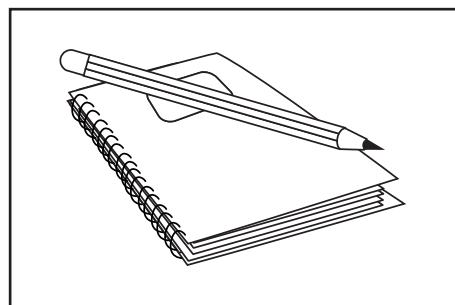





## Exercice 12 (suite)



## Exercice 12 (suite)



## Exercice 12 (suite)





# **SÉQUENCE 4**

---

## **MATHÉMATIQUES**

## Exercise 13

$2 - 1 =$	5	1	3	2	7	8
-----------	---	---	---	---	---	---

$4 - 3 =$	6	7	2	3	1	5
-----------	---	---	---	---	---	---

$5 - 2 =$	2	5	3	6	4	7
-----------	---	---	---	---	---	---

$7 - 5 =$	4	6	8	3	12	2
-----------	---	---	---	---	----	---

$8 - 1 =$	9	7	8	11	12	10
-----------	---	---	---	----	----	----

$7 - 7 =$	8	11	1	2	14	0
-----------	---	----	---	---	----	---

### Exercice 13 (suite)

$8 - 4 =$

4

12

5

6

8

7

$9 - 7 =$

16

10

3

4

6

2

$19 - 2 =$

19

21

192

18

17

2

$11 - 2 =$

2

10

13

11

9

112

$15 - 10 =$

10

6

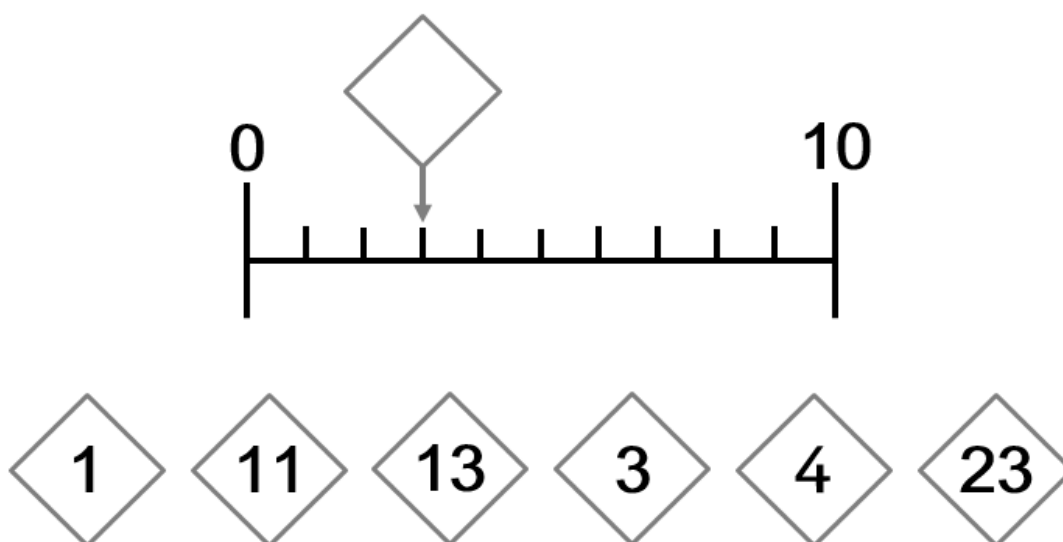
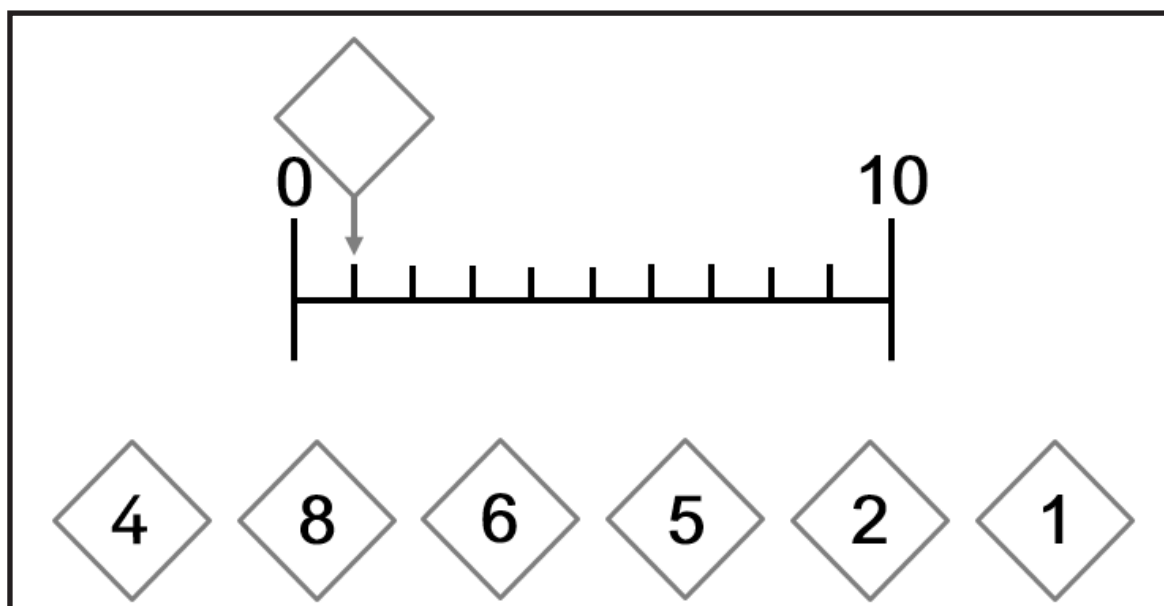
5

15

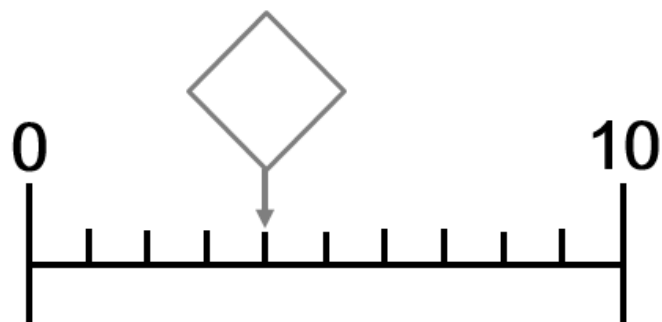
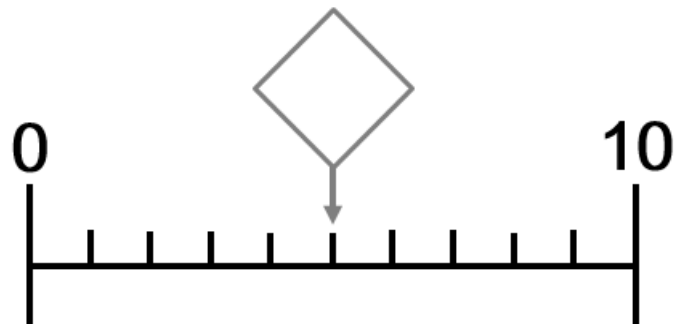
25

1510

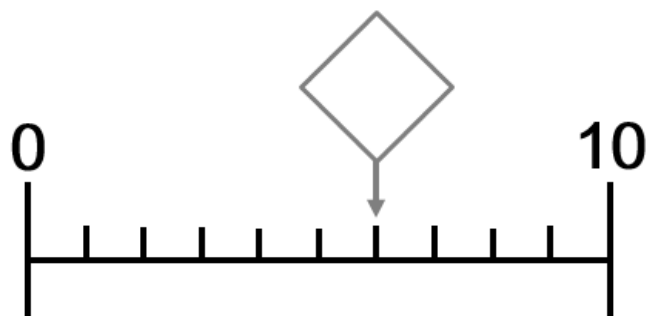
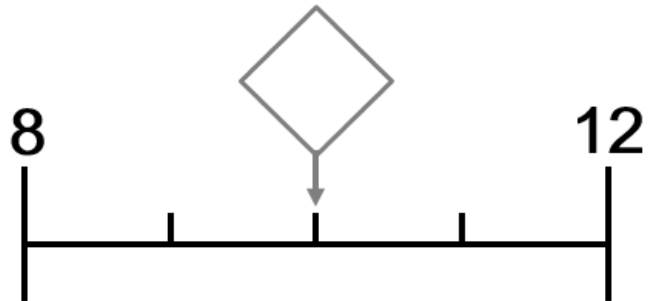
## Exercise 14



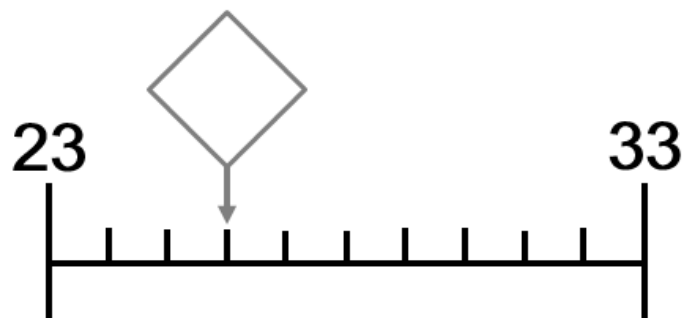

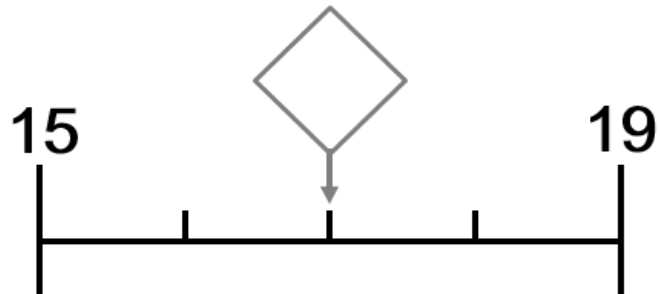
### Exercice 14 (suite)



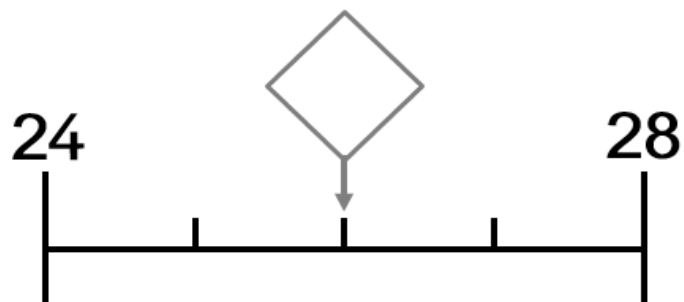
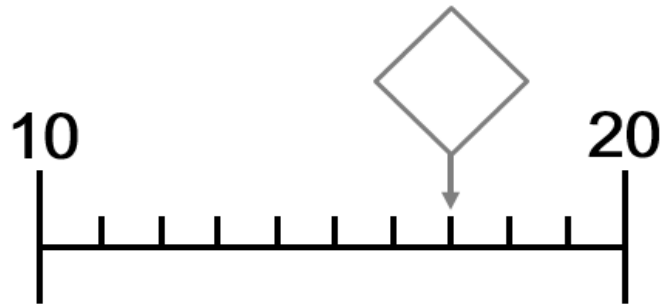
### Exercice 14 (suite)



### Exercice 14 (suite)

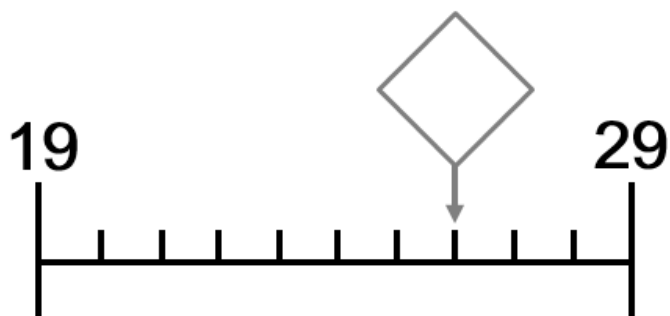
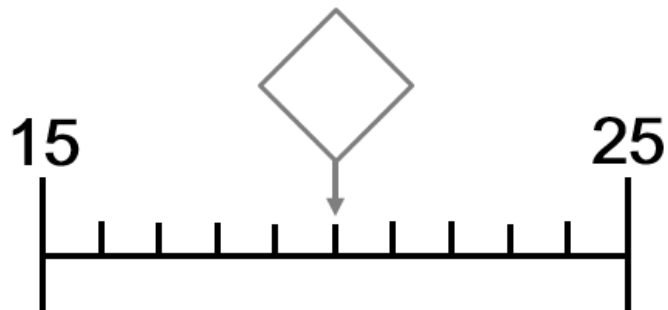


### Exercice 14 (suite)

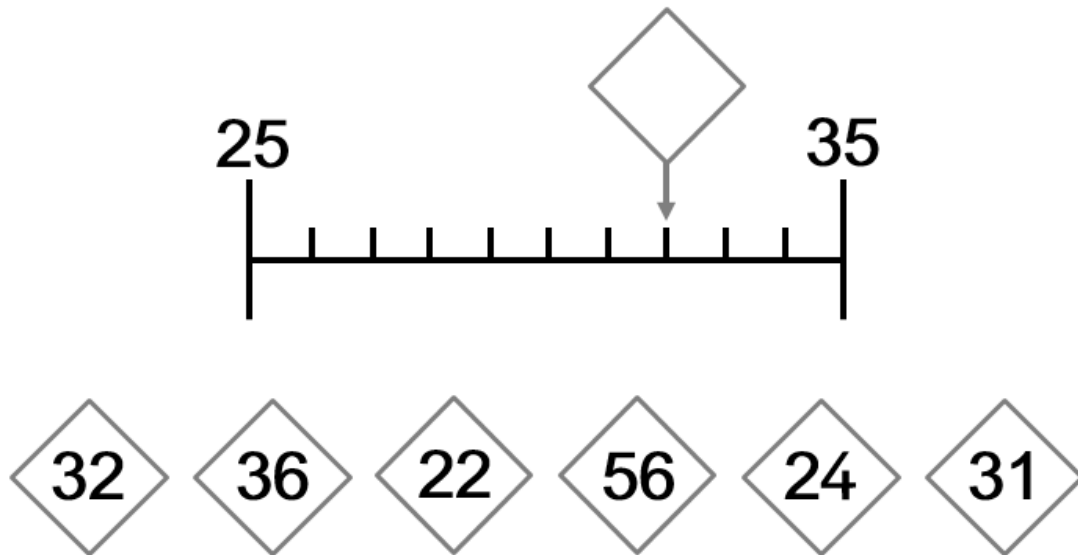




### Exercice 14 (suite)



## Exercice 14 (suite)



## Exercise 15

---



3 5 8 13 12 14



4 6 5 13 9 10

## Exercice 15 (suite)



4 13 14 12 5 9

# **SÉQUENCE 5**

---

## **FRANÇAIS**

### **ÉPREUVES INDIVIDUELLES FEUILLES DE COTATION**

## Exercice 16

[Démarrer le chronomètre.]

[Dans le tableau :

- Cocher la case si le mot est correctement lu ;

Dans les cases qui se trouvent au bas de cette page :

- Reporter le temps si l'élève termine en moins de 60 secondes ;
- Écrire le nombre de mots lus par l'élève en 1 minute ;
- Calculer le score de fluence.

Remarque : si l'élève ne réussit pas à lire plus de 4 mots parmi les 10 premiers (2 lignes) ne pas poursuivre la lecture.]

ligne 1	à <input type="checkbox"/> 1	où <input type="checkbox"/> 2	la <input type="checkbox"/> 3	au <input type="checkbox"/> 4	tu <input type="checkbox"/> 5
ligne 2	un <input type="checkbox"/> 1	il <input type="checkbox"/> 2	été <input type="checkbox"/> 3	on <input type="checkbox"/> 4	mur <input type="checkbox"/> 5
ligne 3	ni <input type="checkbox"/> 1	sur <input type="checkbox"/> 2	qui <input type="checkbox"/> 3	vélo <input type="checkbox"/> 4	par <input type="checkbox"/> 5
ligne 4	feu <input type="checkbox"/> 1	ce <input type="checkbox"/> 2	peur <input type="checkbox"/> 3	ami <input type="checkbox"/> 4	moto <input type="checkbox"/> 5
ligne 5	peau <input type="checkbox"/> 1	lune <input type="checkbox"/> 2	gare <input type="checkbox"/> 3	lire <input type="checkbox"/> 4	bon <input type="checkbox"/> 5
ligne 6	mardi <input type="checkbox"/> 1	col <input type="checkbox"/> 2	avril <input type="checkbox"/> 3	roi <input type="checkbox"/> 4	faire <input type="checkbox"/> 5

Si l'élève termine en moins de 60 secondes, reporter le temps exact ici :

|\_|\_| secondes

Nombre de mots correctement lus en 1 minute :

Score de fluence\* :

\*nombre de mots correctement lus en 1 minute ; pour les élèves qui auraient lu tous les mots correctement en moins d'une minute, appliquer la règle de trois suivante : (30 mots x 60 secondes) / temps mis pour lire tous les mots. Le calcul de ce score n'est pas nécessaire pour la saisie sur le portail mais permet d'indiquer cette information à l'élève.

## Exercice 17

[Démarrer le chronomètre.]

[Dans le tableau :

- Cocher la case si le mot est correctement lu ;

Dans les cases qui se trouvent au bas de cette page :

- Reporter le temps si l'élève termine en moins de 60 secondes ;
- Écrire le nombre de mots lus par l'élève en 1 minute ;
- Calculer le score de fluence.

Remarque : si l'élève ne réussit pas à lire plus de 4 mots parmi les 11 premiers (1ère ligne) ne pas poursuivre la lecture.]

ligne 1	Le <input type="checkbox"/> 1	renard <input type="checkbox"/> 2	court <input type="checkbox"/> 3	dans <input type="checkbox"/> 4	la <input type="checkbox"/> 5	forêt <input type="checkbox"/> 6	Il <input type="checkbox"/> 7	arrive <input type="checkbox"/> 8	à <input type="checkbox"/> 9	la <input type="checkbox"/> 10	ferme <input type="checkbox"/> 11
ligne 2	Va <input type="checkbox"/> 1	t-il <input type="checkbox"/> 2	voler <input type="checkbox"/> 3	une <input type="checkbox"/> 4	poule <input type="checkbox"/> 5	Lola <input type="checkbox"/> 6	l'a <input type="checkbox"/> 7	vu <input type="checkbox"/> 8	Elle <input type="checkbox"/> 9	crie <input type="checkbox"/> 10	et <input type="checkbox"/> 11
ligne 3	le <input type="checkbox"/> 1	chasse <input type="checkbox"/> 2									
ligne 4	Bravo <input type="checkbox"/> 1	Lola <input type="checkbox"/> 2	dit <input type="checkbox"/> 3	la <input type="checkbox"/> 4	poule <input type="checkbox"/> 5						

Si l'élève termine en moins de 60 secondes, reporter le temps exact ici :

|\_|\_| secondes

Nombre de mots correctement lus en 1 minute :

Score de fluence\* :

\*nombre de mots correctement lus en 1 minute ; pour les élèves qui auraient lu tous les mots correctement en moins d'une minute, appliquer la règle de trois suivante : (29 mots x 60 secondes) / temps mis pour lire tous les mots. Le calcul de ce score n'est pas nécessaire pour la saisie sur le portail mais permet d'indiquer cette information à l'élève.

