



MINISTÈRE
DE L'ÉDUCATION
NATIONALE
ET DE LA JEUNESSE

*Liberté
Égalité
Fraternité*

REPÈRES CP 2024

TOME 1 CAHIER ADAPTÉ

Prénom de l'élève

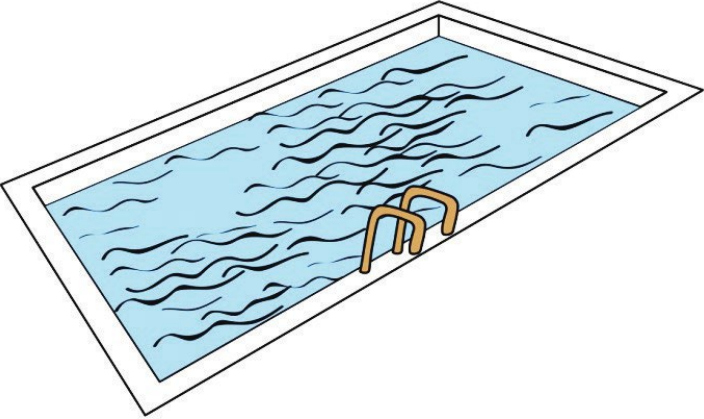
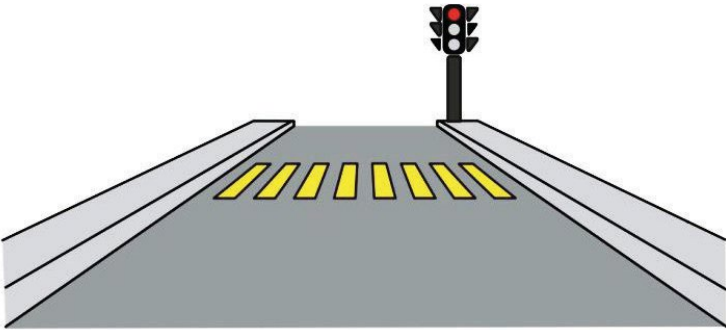

Nom de l'élève

Classe de l'élève




SÉQUENCE 1

FRANÇAIS

Exercise 1



Exercice 1 (suite)



Exercice 1 (suite)



Exercise 2

●	l	f	a	<i>a</i>	G	d
	<i>f</i>	o	A	<i>i</i>	D	<i>g</i>
	o	i	F	g	<i>a</i>	<i>d</i>

Exercice 2 (suite)

○

E	b	a	<i>a</i>	C	d
<i>b</i>	O	A	<i>e</i>	D	<i>c</i>
o	e	B	C	<i>a</i>	<i>d</i>

Exercice 2 (suite)



E	b	a	<i>a</i>	C	d
<i>b</i>	O	A	<i>e</i>	D	<i>c</i>
o	e	B	C	<i>a</i>	<i>d</i>

Exercice 2 (suite)



E	b	a	<i>a</i>	C	d
<i>b</i>	O	A	<i>e</i>	D	<i>c</i>
o	e	B	C	<i>a</i>	<i>d</i>

Exercice 2 (suite)



E	b	a	<i>a</i>	C	d
<i>b</i>	O	A	<i>e</i>	D	<i>c</i>
o	e	B	C	<i>a</i>	<i>d</i>

Exercice 2 (suite)



E	b	a	<i>a</i>	C	d
<i>b</i>	O	A	<i>e</i>	D	<i>c</i>
o	e	B	C	<i>a</i>	<i>d</i>

Exercice 2 (suite)



E

b

a

a

C

d

b

O

A

e

D

c

O

e

B

C

a


d

Exercice 2 (suite)






R	v	m	<i>m</i>	s	d
<i>v</i>	N	M	<i>n</i>	D	<i>d</i>
n	r	V	s	<i>m</i>	<i>d</i>


Exercice 3





Exercice 3 (suite)





Exercice 3 (suite)



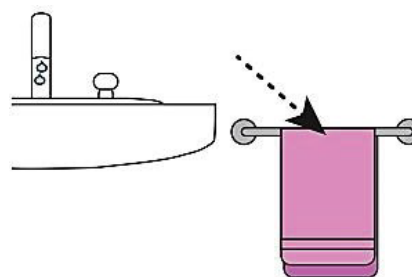


Exercice 3 (suite)




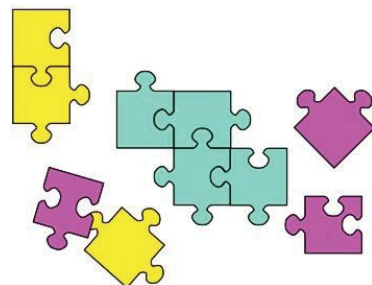
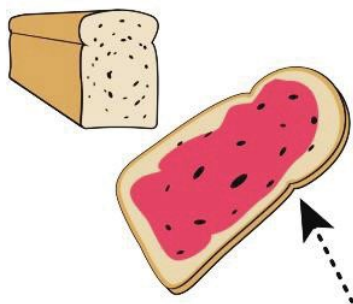
Exercice 3 (suite)



Exercice 3 (suite)




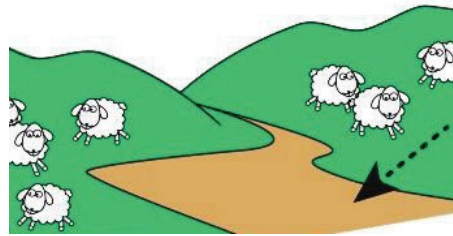

Exercice 3 (suite)





Exercice 3 (suite)




Exercice 3 (suite)



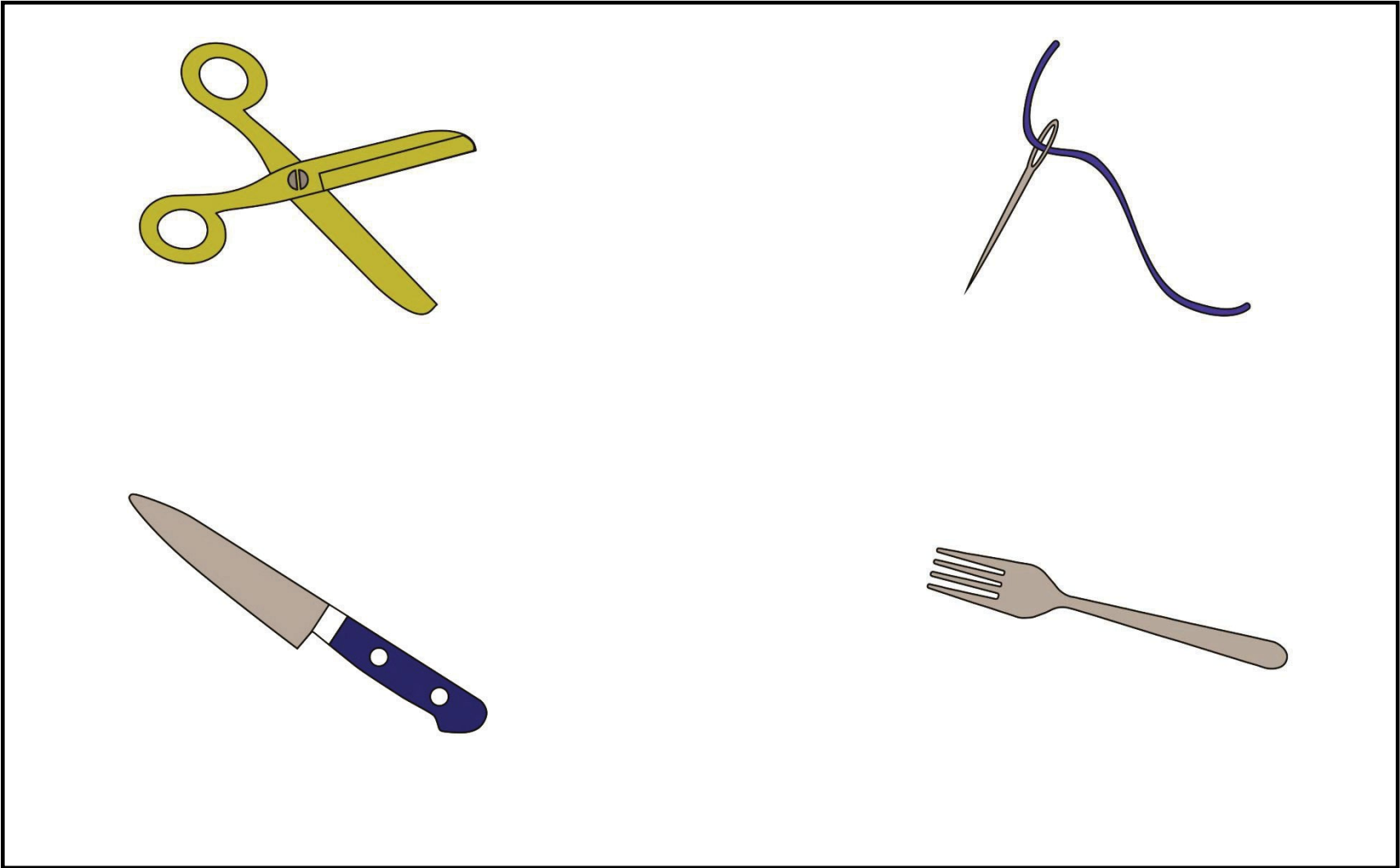
Exercice 3 (suite)




Exercice 3 (suite)




Exercice 4





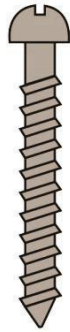
Exercice 4 (suite)




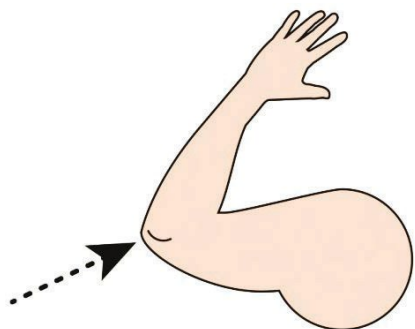
Exercice 4 (suite)





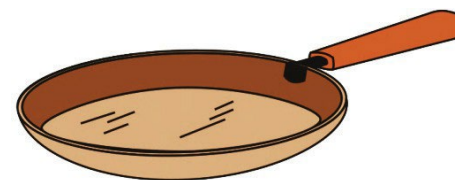

Exercice 4 (suite)





Exercice 4 (suite)




Exercice 4 (suite)





Exercice 4 (suite)



Exercice 4 (suite)



Exercice 4 (suite)




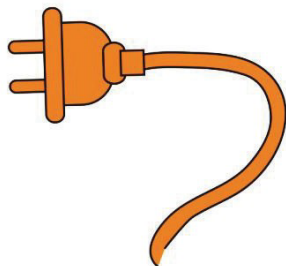
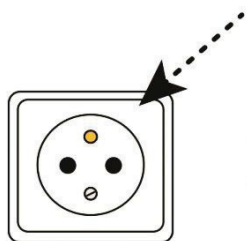

Exercice 4 (suite)




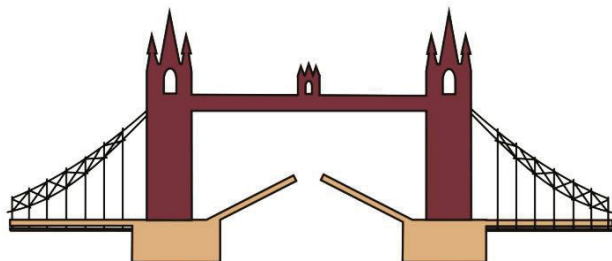


Exercice 4 (suite)



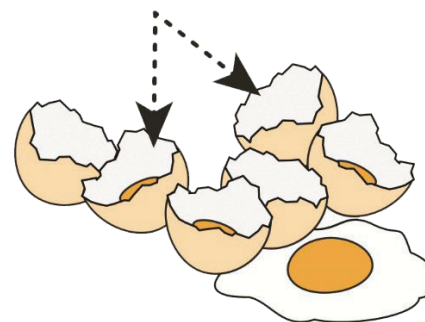
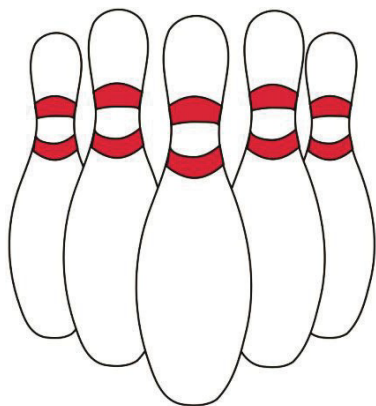

Exercice 4 (suite)



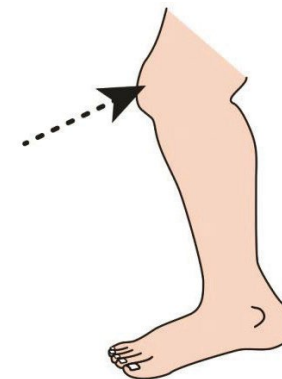
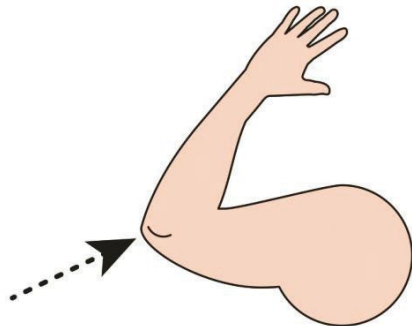
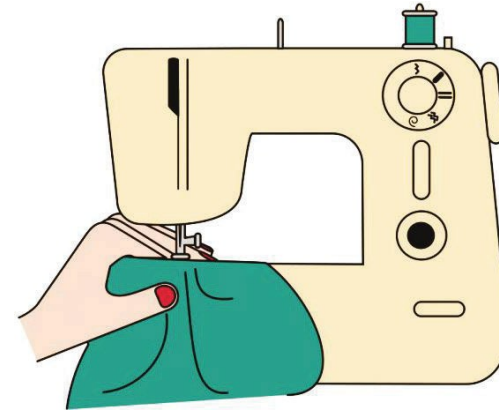

Exercice 4 (suite)



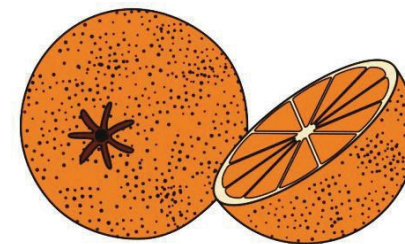


Exercice 4 (suite)



Exercice 4 (suite)



Exercice 4 (suite)



SÉQUENCE 2

MATHÉMATIQUES

Exercise 5

●	2	10	7	1	9	6
---	---	----	---	---	---	---

Exercice 5 (suite)

○

0	6	3	2	5	1
---	---	---	---	---	---

Exercice 5 (suite)



7	4	1	3	5	2
---	---	---	---	---	---

Exercice 5 (suite)



2	8	6	0	10	9
---	---	---	---	----	---

Exercice 5 (suite)



1	10	0	6	8	2
---	----	---	---	---	---

Exercice 5 (suite)



7	1	2	10	5	3
---	---	---	----	---	---

Exercice 5 (suite)



0	2	9	10	1	7
---	---	---	----	---	---

Exercice 5 (suite)



0	6	3	2	5	1
---	---	---	---	---	---

Exercice 5 (suite)



7	4	1	3	5	2
---	---	---	---	---	---

Exercice 5 (suite)




2	8	6	0	10	9
---	---	---	---	----	---

Exercice 5 (suite)

×


0	2	9	10	1	7
---	---	---	----	---	---

Exercice 6



A diagram consisting of a large outer rectangle. Inside it, on the left side, is a solid black circle. To the right of the circle is a large rounded rectangle. Below the rounded rectangle, the numbers 1, 2, 3, 4, 5, and 6 are arranged horizontally.

Exercice 6 (suite)



1

2

3

4

5

6

Exercice 6 (suite)



1

2


3

4

5

6

Exercice 6 (suite)



1

2


3

4

5

6


Exercise 7



A large rectangular frame containing a dot pattern and a number sequence. The dot pattern consists of four black circles: one small circle in the top-left corner and three larger circles arranged horizontally in the center. Below the circles is a horizontal row of ten boxes, each containing a number from 1 to 10.

1	2	3	4	5	6	7	8	9	10
---	---	---	---	---	---	---	---	---	----

Exercice 7 (suite)




1	2	3	4	5	6	7	8	9	10
---	---	---	---	---	---	---	---	---	----

Exercice 7 (suite)




1	2	3	4	5	6	7	8	9	10
---	---	---	---	---	---	---	---	---	----

Exercice 7 (suite)




1	2	3	4	5	6	7	8	9	10
---	---	---	---	---	---	---	---	---	----

Exercice 7 (suite)




1	2	3	4	5	6	7	8	9	10
---	---	---	---	---	---	---	---	---	----

Exercice 7 (suite)




1	2	3	4	5	6	7	8	9	10
---	---	---	---	---	---	---	---	---	----

Exercice 7 (suite)




1	2	3	4	5	6	7	8	9	10
---	---	---	---	---	---	---	---	---	----

Exercice 7 (suite)



1	2	3	4	5	6	7	8	9	10
---	---	---	---	---	---	---	---	---	----

Exercice 7 (suite)



1	2	3	4	5	6	7	8	9	10
---	---	---	---	---	---	---	---	---	----

Exercice 8

1	3	6	3	4	5	9	7
---	--------------	---	---	---	---	---	---

Exercice 8 (suite)

8	9
---	---

2	6
---	---

5	4
---	---

3	2
---	---

4	1
---	---

2	5
---	---

3	6
---	---

8	4
---	---

Exercice 8 (suite)

6	7
---	---

2	1
---	---

7	4
---	---

5	9
---	---

7	6
---	---

5	1
---	---

8	9
---	---

1	4
---	---

Exercice 8 (suite)

8	5
---	---

1	2
---	---

4	3
---	---

5	6
---	---

5	6
---	---

4	3
---	---

2	1
---	---

9	8
---	---

Exercice 8 (suite)

4	5
---	---

8	7
---	---

2	3
---	---

6	7
---	---

9	5
---	---

4	8
---	---

4	1
---	---

9	6
---	---

Exercice 8 (suite)

5	8
---	---

3	4
---	---

2	6
---	---

5	1
---	---

9	8
---	---

5	4
---	---


1	2
---	---

7	6
---	---

Exercise 9

A visual discrimination task. At the top left is a solid black circle. In the center is a square containing two black teardrop shapes, each with a vertical line down its center. Below this is a 2x2 grid of options: top-left is a heart, top-right is an upward-pointing arrow, bottom-left is a house silhouette, and bottom-right is an archway silhouette.

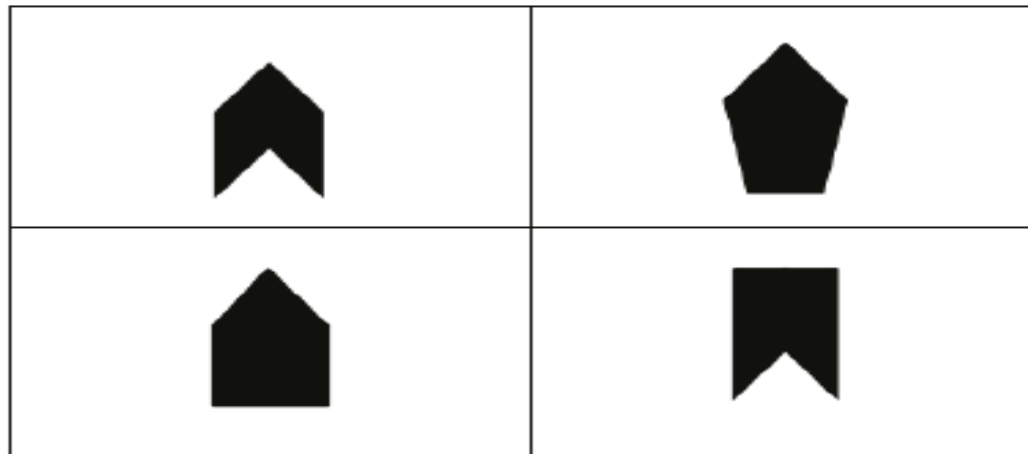

Exercice 9 (suite)



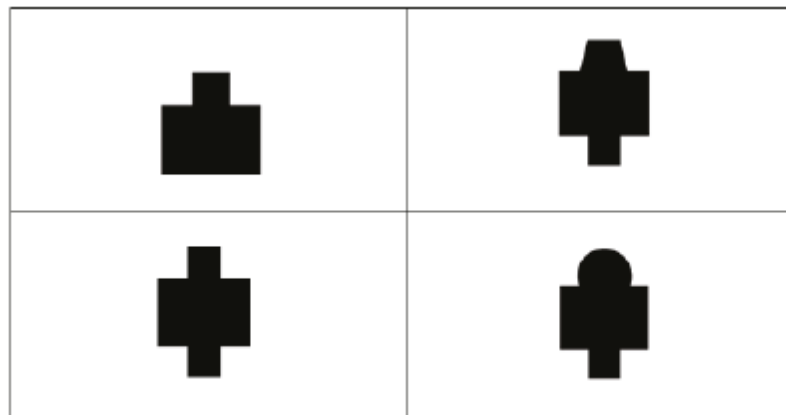
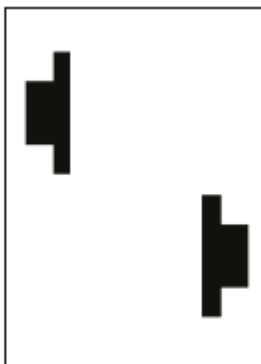
Exercice 9 (suite)



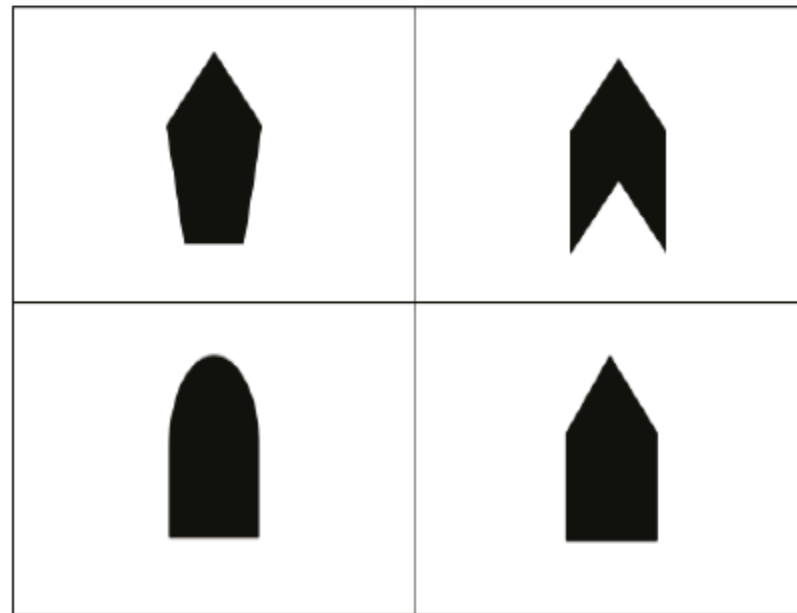
Exercice 9 (suite)



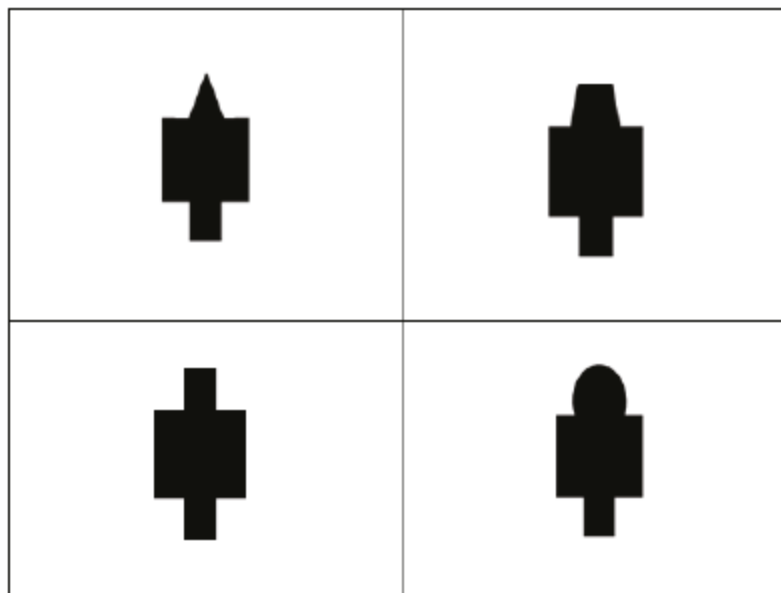

Exercice 9 (suite)



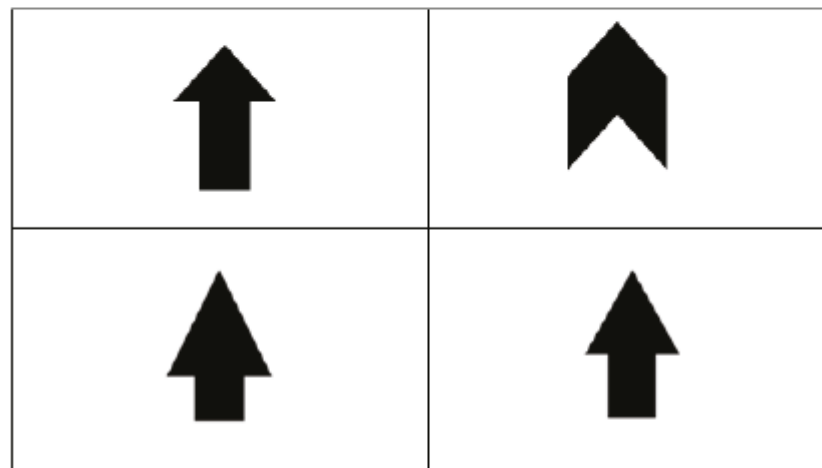

Exercice 9 (suite)



Exercice 9 (suite)



Exercice 9 (suite)



Exercice 9 (suite)

