

POINT D'ÉTAPE CP 2024

TOME 1 CAHIER ADAPTÉ

Prénom de l'élève

Nom de l'élève

Classe de l'élève

SÉQUENCE 1

FRANÇAIS

Exercise 1



m


n

b

d

f

Exercice 1 (suite)



s


r

p

t

f

Exercice 1 (suite)



m

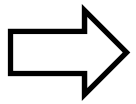
s

r

b

d

Exercice 1 (suite)



m

b

d

f

j

Exercice 1 (suite)



l

t

d

h

f

Exercice 1 (suite)



m

b

d

f

n

Exercice 1 (suite)



h

l

v

b

d

Exercice 1 (suite)



n

m

r

t

v

Exercice 1 (suite)



n

m

r

t

s

Exercice 1 (suite)



n

d

t

s

f

Exercice 1 (suite)

x

n

m





v

u

f


Exercice 2

Il promène son chien.






Exercice 2 (suite)

Il n'est pas seul.



Exercice 2 (suite)

L'étoile est dans le carré.



Exercice 2 (suite)


Il la porte.




Exercise 3



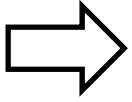
Exercice 3 (suite)



Exercice 3 (suite)



Exercice 3 (suite)



Exercice 3 (suite)



Exercice 3 (suite)



Exercice 3 (suite)



Exercice 3 (suite)




Exercice 3 (suite)






Exercice 3 (suite)







Exercice 4






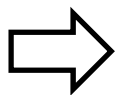
Exercice 4 (suite)





Exercice 4 (suite)





Exercice 4 (suite)



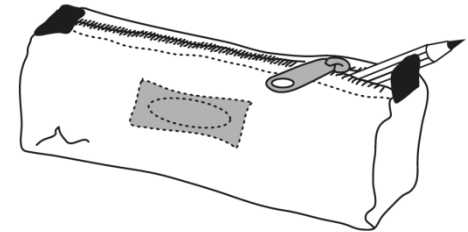

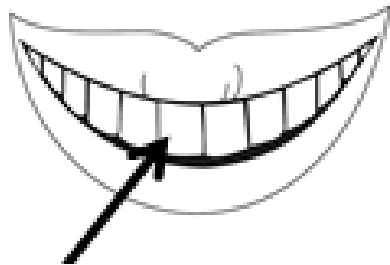
Exercice 4 (suite)



Exercice 4 (suite)



Exercice 4 (suite)




SÉQUENCE 2

MATHÉMATIQUES


Exercice 5



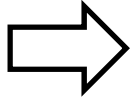
Exercice 5 (suite)



Exercice 5 (suite)



Exercice 5 (suite)



Exercice 5 (suite)



Exercice 5 (suite)



Exercice 5 (suite)



Exercice 5 (suite)



Exercice 5 (suite)



Exercice 5 (suite)



Exercice 6

5 + 2 =

5

6

3

2

7

8

Exercice 6 (suite)

$4 + 4 =$

5

0

9

10

12

8

Exercice 6 (suite)

$7 + 2 =$

9

5

10

11

12

8

Exercice 6 (suite)

$1 + 5 =$

8

10

3

6

4

7

Exercice 6 (suite)

$2 + 4 =$

2

7

8

10

5

6

Exercice 6 (suite)

$8 + 5 =$

5

17

3

14

13

9

Exercice 6 (suite)

$6 + 6 =$

0

12

13

7

16

14

Exercice 6 (suite)

$7 + 6 =$

17

8

13

1

14

15

Exercice 6 (suite)

$18 + 4 =$

4

184

18

14

22

21

Exercice 6 (suite)

$3 + 10 =$

7

13

12

3

10

310

Exercice 6 (suite)

19 + 2 =

2

192



17

20

21

19

Exercice 7



6

7


5

2

4

1

Exercice 7 (suite)

A large, empty rounded rectangle with a black border, occupying most of the page's width and height. It is intended for a drawing or diagram.

12

8

4

2

3

0

Exercice 8

1	3
---	--------------

6	3
---	---

4	5
---	---

9	7
---	---

Exercice 8 (suite)

8	9
---	---

2	6
---	---

5	4
---	---

3	2
---	---

4	1
---	---

2	5
---	---

3	6
---	---

8	4
---	---

Exercice 8 (suite)

6	7
---	---

2	1
---	---

27	22
----	----

18	19
----	----

26	25
----	----

15	31
----	----

37	36
----	----

21	24
----	----

Exercice 8 (suite)

34	39
----	----

20	21
----	----

34	13
----	----

17	12
----	----

11	14
----	----

32	31
----	----

28	34
----	----

13	18
----	----

Exercice 8 (suite)

25	24
----	----

34	27
----	----

21	33
----	----

17	16
----	----

23	25
----	----

31	19
----	----

31	39
----	----

11	12
----	----

Exercice 8 (suite)

28	29
----	----

25	18
----	----

38	14
----	----

16	32
----	----

38	35
----	----

15	25
----	----

38	39
----	----

28	25
----	----

