



MINISTÈRE
DE L'ÉDUCATION
NATIONALE
ET DE LA JEUNESSE

*Liberté
Égalité
Fraternité*

REPÈRES CE1 2023

TOME 1 CAHIER ADAPTÉ ÉLÈVES SOURDS ET MALENTENDANTS

Prénom de l'élève

Nom de l'élève

Classe de l'élève

SÉQUENCE 1

FRANÇAIS

Exercice 1

Pour préparer la tarte, déroulez la pâte au fond du moule puis ajoutez de la compote par-dessus. Etalez celle-ci avec le dos d'une cuillère. Disposez ensuite les pommes sur cette préparation. Enfournez et laissez cuire pendant 25 minutes.

Exercice 1 (suite)

1- Ce texte est :

un documentaire	une recette	un menu	un album
-----------------	-------------	---------	----------

Exercice 1 (suite)

2- Ce texte permet de préparer :

une compote de pommes	des crêpes	une tarte aux pommes	une tarte aux poires
--------------------------	------------	-------------------------	-------------------------

Exercice 1 (suite)

3- Que doit-on étaler ?

de la compote	des pommes	du sucre	des poires
---------------	------------	----------	------------

Exercice 1 (suite)

4- Comment fait-on cuire le plat ?

dans une poêle	dans une casserole	dans un four	au barbecue
----------------	-----------------------	--------------	-------------

Exercise 2



Exercice 2 (suite)



Exercice 2 (suite)



Exercice 2 (suite)



Exercice 2 (suite)



Exercice 2 (suite)



Exercice 2 (suite)



Exercice 2 (suite)



Exercice 2 (suite)



Exercice 2 (suite)



Exercice 2 (suite)





Exercice 2 (suite)





Exercice 3

La moto suit le vélo.





Exercice 3 (suite)

La fille ne court pas.





Exercice 3 (suite)

Le chat est petit mais pas noir.







Exercice 3 (suite)

La dame le porte.






Exercice 3 (suite)

Le chat est devant la niche.



Exercice 3 (suite)

Le garçon les regarde.






Exercice 3 (suite)

Le garçon est poussé par la fille.





Exercice 3 (suite)

L'étoile est dans le cercle.



Exercice 3 (suite)

Le vélo est suivi par la moto.

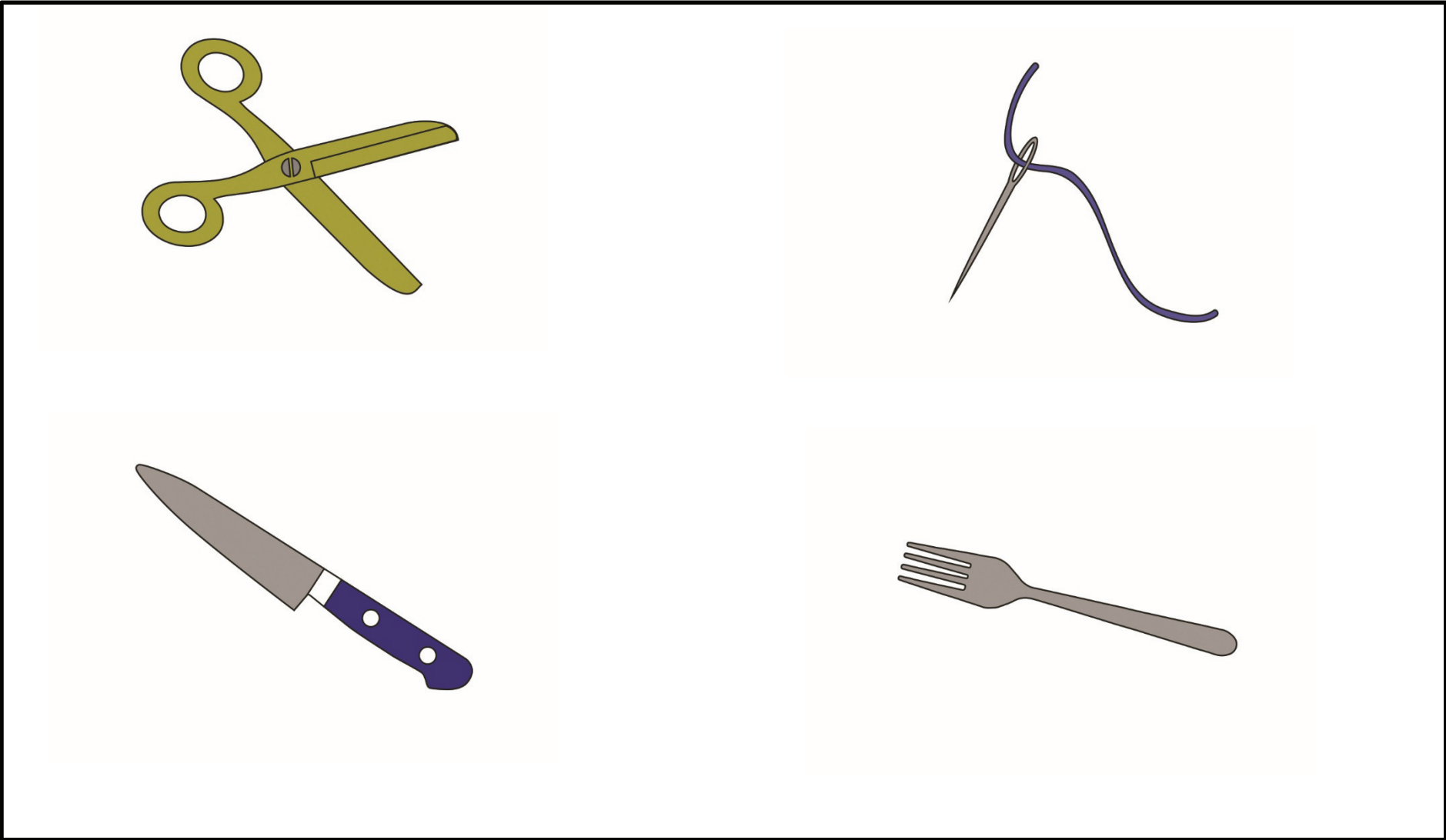


Exercice 3 (suite)


Le garçon qui part à l'école porte un bonnet.







Exercice 4



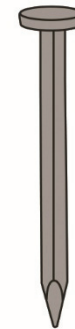


Exercice 4 (suite)




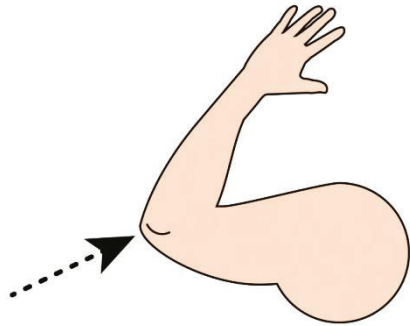
Exercice 4 (suite)





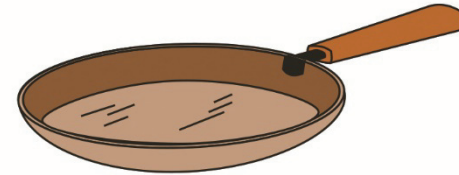

Exercice 4 (suite)





Exercice 4 (suite)






Exercice 4 (suite)




Exercice 4 (suite)



Exercice 4 (suite)



Exercice 4 (suite)




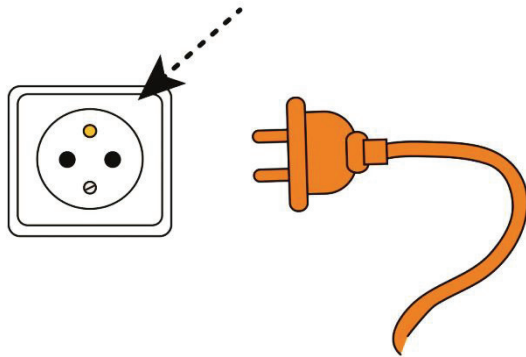

Exercice 4 (suite)




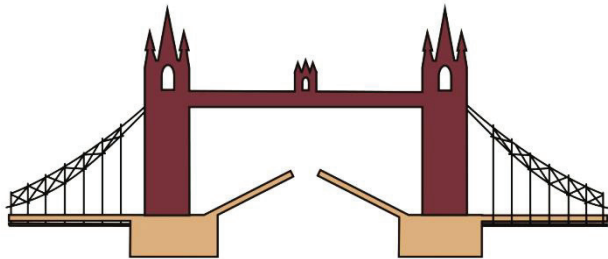


Exercice 4 (suite)



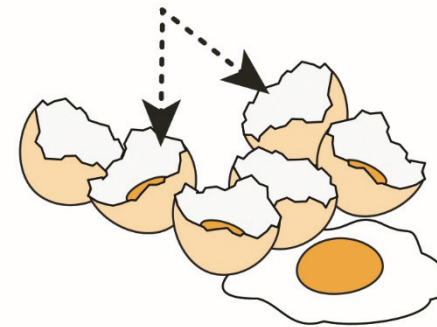
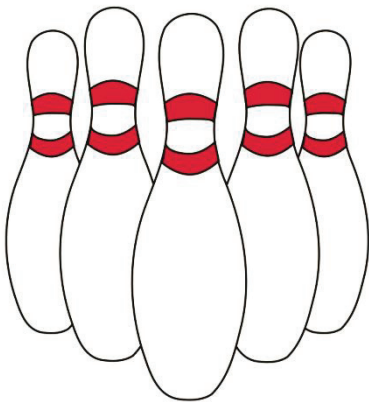

Exercice 4 (suite)



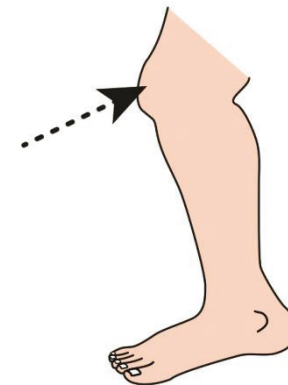
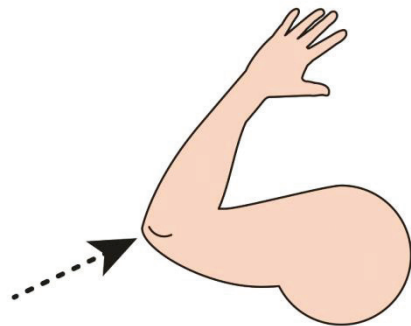
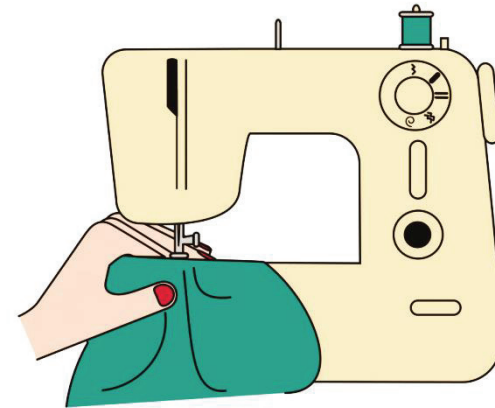

Exercice 4 (suite)



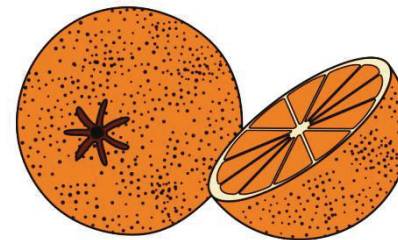

Exercice 4 (suite)



Exercice 4 (suite)



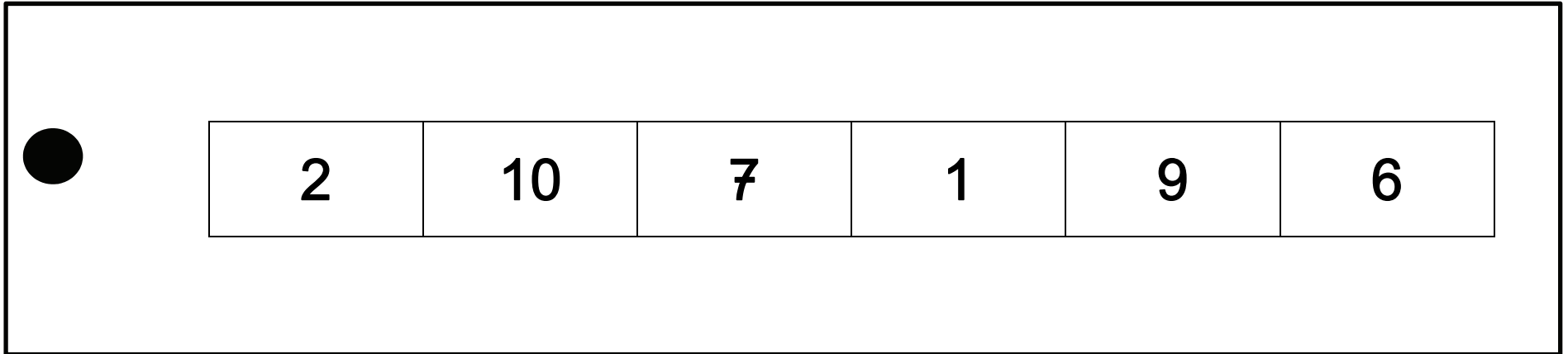
Exercice 4 (suite)



SÉQUENCE 2

MATHÉMATIQUES

Exercice 5



Exercice 5 (suite)

○

92	89	29	30	20	9
----	----	----	----	----	---

Exercice 5 (suite)



67	7	60	77	70	57
-----------	----------	-----------	-----------	-----------	-----------

Exercice 5 (suite)



4	20	70	80	90	10
---	----	----	----	----	----

Exercice 5 (suite)



60	46	54	64	74	4
----	----	----	----	----	---

Exercice 5 (suite)



16	76	60	66	86	70
----	----	----	----	----	----

Exercice 5 (suite)



5	54	64	44	50	45
---	----	----	----	----	----

Exercice 5 (suite)



29	68	78	89	88	98
----	----	----	----	----	----

Exercice 5 (suite)



63	38	37	70	73	83
----	----	----	----	----	----

Exercice 5 (suite)



80	38	73	13	83	93
----	----	----	----	----	----

Exercice 5 (suite)



80	90	9	19	89	99
----	----	---	----	----	----

Exercice 6

Pierre avait 10 billes.
Il en gagne 4 à la récréation.

Combien de billes a-t-il maintenant ?



14

10

13

6

15

4

Exercice 6 (suite)

En classe, il y a 21 chaises rouges et 7 chaises bleues.

Combien de chaises y a-t-il en tout ?



27

28

21

7

14

29

Exercice 6 (suite)

Ma sœur a 5 ans de plus que moi.
J'ai 6 ans.

Quel est l'âge de ma sœur ?



5

1

12

10

6

11

Exercice 7

$5 + 3 =$

53

9

8

2

5

3

Exercice 7 (suite)

10 + 8 = 19 108 10 8 18 2

Exercice 7 (suite)

9 - 4 = 94 9 13 5 6 4

Exercice 7 (suite)

9 + 9 = 0 99 17 18 90 9

Exercice 7 (suite)

50 + 50 = 0 50 79 99 100 5050

Exercice 7 (suite)

10 - 2 = 10 8 12 102 9 2

Exercice 7 (suite)

$$15 - 5 = \quad 11 \quad 155 \quad 10 \quad 15 \quad 20 \quad 5$$

Exercice 7 (suite)

20 + 30 = 20 51 2030 10 50 30

Exercice 7 (suite)

18 + 4 = 4 184 18 14 22 21

Exercice 7 (suite)

19 - 2 = 19 21 192 18 17 2

Exercice 7 (suite)

56 - 10 = 66 56 45 5610 46 10

Exercice 7 (suite)

21 + 53 = 2153 32 74 21 53 75

Exercice 7 (suite)

$$8 + 46 = 54 \quad 38 \quad 8 \quad 846 \quad 46 \quad 55$$

Exercice 7 (suite)

50 + 10 + 8 = 50108 60 18 68 67 58

Exercice 7 (suite)

35 - 15 = 15 3515 21 50 20 35

Exercice 7 (suite)

33 - 5 = 28 33 38 5 335 29

