

# REPÈRES CP 2022

**TOME 1** CAHIER ADAPTÉ

**Prénom de l'élève**

**Nom de l'élève**

**Classe de l'élève**






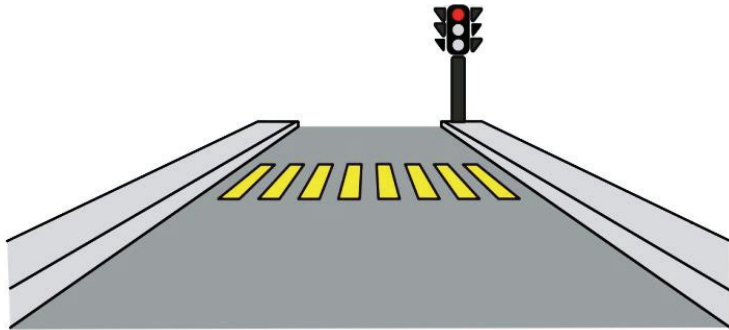

# **SÉQUENCE 1**

---

## **FRANÇAIS**

# Exercise 1




---





## Exercice 1 (suite)


---



## Exercice 1 (suite)



## Exercise 2



## Exercice 2 (suite)

---



**E**

**b**

**a**

*ø*

**C**

**d**

*è*

**O**

**A**

*e*

**D**

*c*

**O**

**e**

**B**

**C**

*a*

*d*

## Exercice 2 (suite)



E

b

a

o

C

d

b

O

A

e

D

c

O

e

B

C

a

d

## Exercice 2 (suite)



E

b

a

o

C

d

b

O

A

e

D

c

O

e

B

C

a

d

## Exercice 2 (suite)

---



E

b

a

o

C

d

b

O

A

e

D

c

O

e

B

C

a

d

## Exercice 2 (suite)

---



**E**

**b**

**a**

**o**

**C**

**d**

**b**

**O**

**A**

**e**

**D**

**c**

**O**

**e**

**B**

**C**

**a**

**d**



## Exercice 2 (suite)

---



E

b

a

o

C

d

b

O

A

e

D

c

O

e

B

C

a

d

## Exercice 2 (suite)

---



R

V

m

n

S

d

n

N

M

n

D

s

n

r

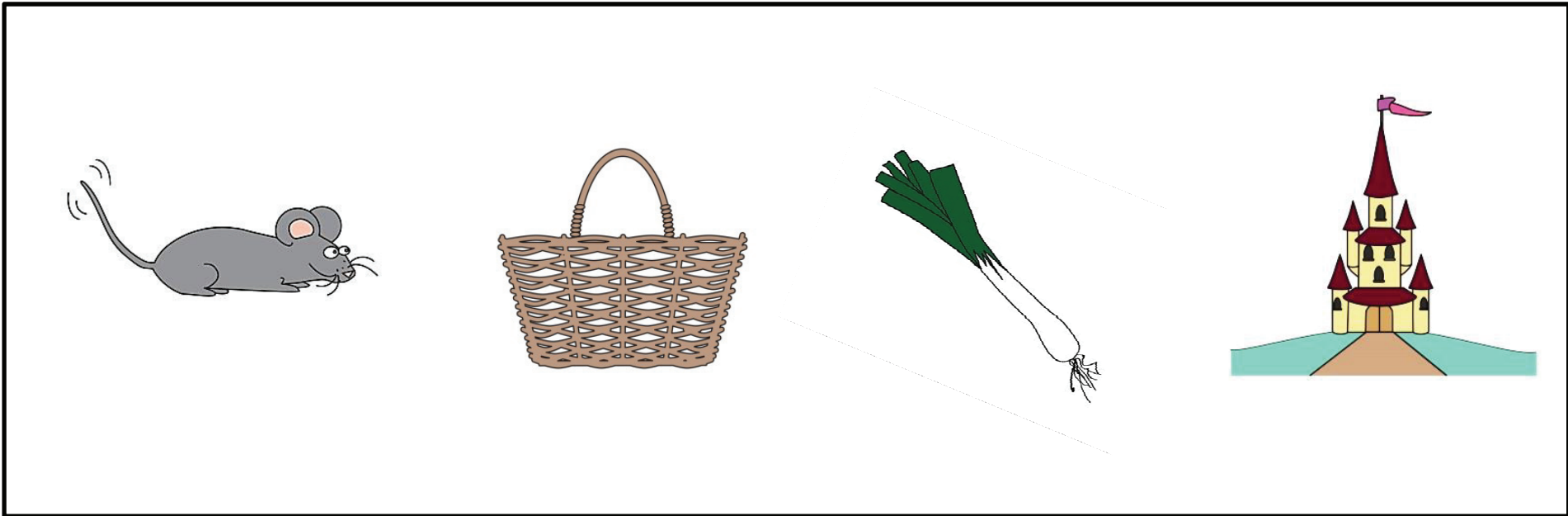
V

S

m

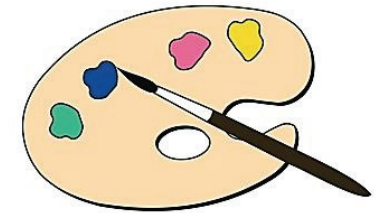


d

# Exercise 3





## Exercice 3 (suite)

---



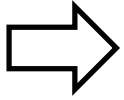


## Exercice 3 (suite)

---





## Exercice 3 (suite)

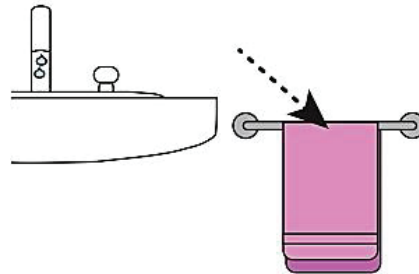




## Exercice 3 (suite)

---





### Exercice 3 (suite)





## Exercice 3 (suite)

---






### Exercice 3 (suite)

---





## Exercice 3 (suite)





## Exercice 3 (suite)

---

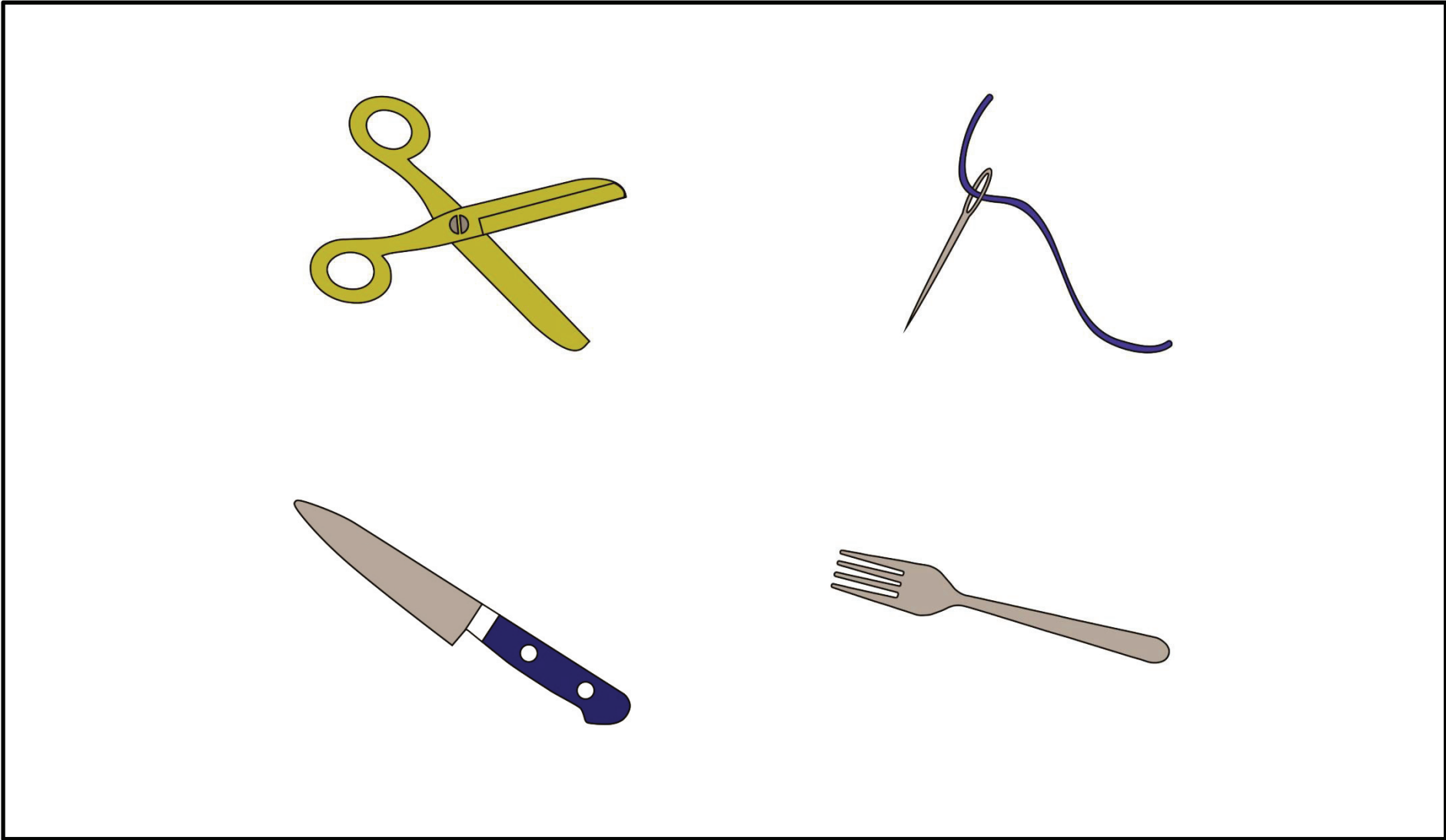


## Exercice 3 (suite)

---




# Exercise 4



## Exercice 4 (suite)

---



## Exercice 4 (suite)




---






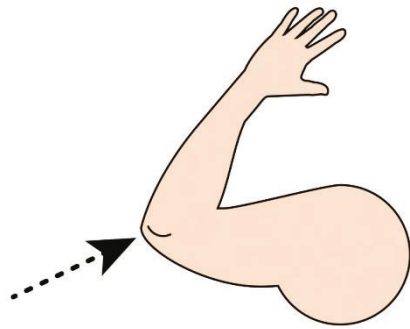
## Exercice 4 (suite)

---





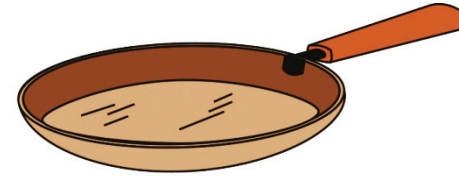

## Exercice 4 (suite)

---





## Exercice 4 (suite)

---







## Exercice 4 (suite)

---




# Exercice 4 (suite)



## Exercice 4 (suite)

---



## Exercice 4 (suite)



## Exercice 4 (suite)

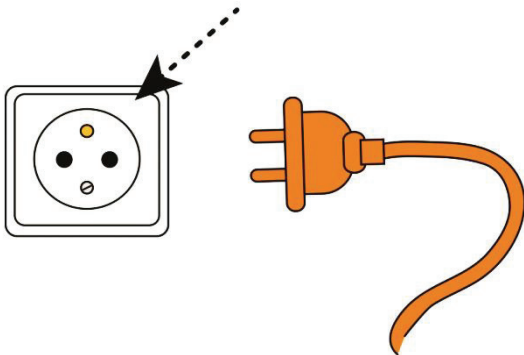


---






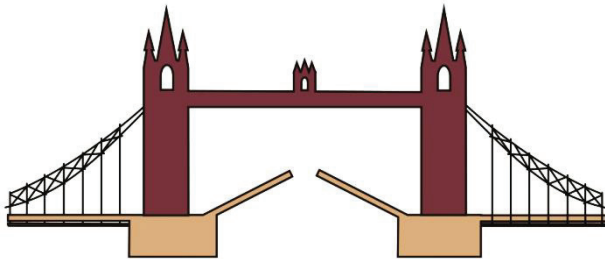


## Exercice 4 (suite)

---



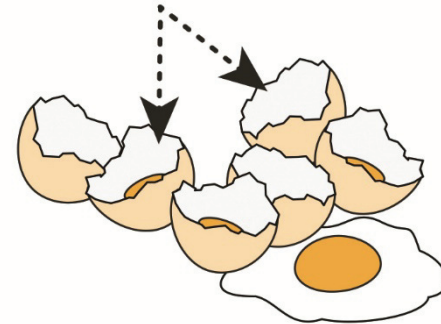
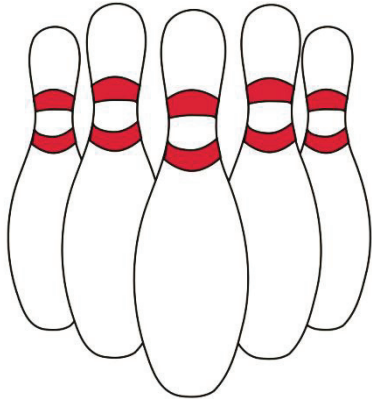


## Exercice 4 (suite)

---



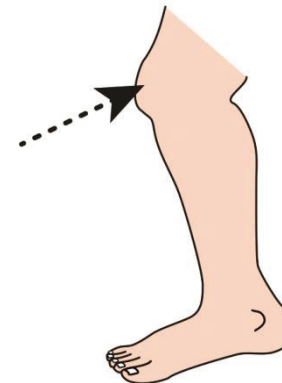
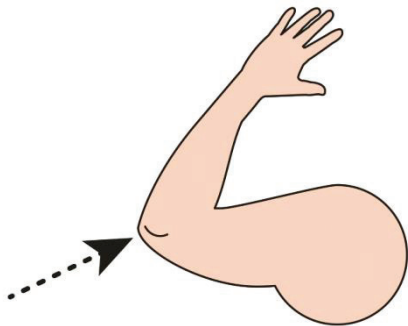
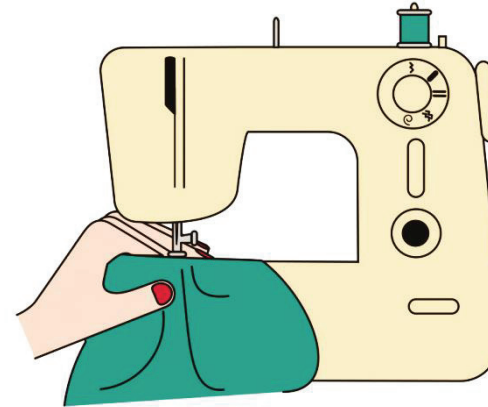

## Exercice 4 (suite)

---



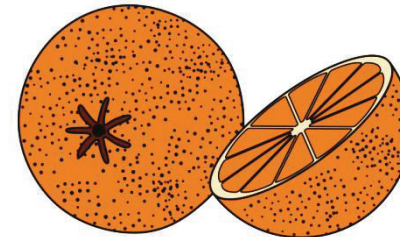


## Exercice 4 (suite)

---



## Exercice 4 (suite)

---





# **SÉQUENCE 2**

---

# **MATHÉMATIQUES**

## Exercise 5

---



2

10

7

1

9

6



## Exercice 5 (suite)

---

○

0	6	3	2	5	1
---	---	---	---	---	---

## Exercice 5 (suite)

---



7	4	1	3	5	2
---	---	---	---	---	---

## Exercice 5 (suite)

---



2	8	6	0	10	9
---	---	---	---	----	---

## Exercice 5 (suite)

---



1	10	0	6	8	2
---	----	---	---	---	---

## Exercice 5 (suite)

---



<b>7</b>	<b>1</b>	<b>2</b>	<b>10</b>	<b>5</b>	<b>3</b>
----------	----------	----------	-----------	----------	----------

## Exercice 5 (suite)

---



0	2	9	10	1	7
---	---	---	----	---	---

## Exercice 5 (suite)

---



0	6	3	2	5	1
---	---	---	---	---	---

## Exercice 5 (suite)

---



7	4	1	3	5	2
---	---	---	---	---	---



## Exercice 5 (suite)

---



2	8	6	0	10	9
---	---	---	---	----	---

## Exercice 5 (suite)

---

×

0	2	9	10	1	7
---	---	---	----	---	---


## Exercise 6



A large rectangular frame with a black border. Inside the frame, on the left side, is a solid black circle. To the right of the circle is a large rounded rectangle with a black border, which is mostly empty. Below the rounded rectangle, the numbers 1, 2, 3, 4, 5, and 6 are printed in a large, bold, black font, spaced evenly across the width of the frame.

## Exercice 6 (suite)

---



1

2


3

4

5

6

## Exercice 6 (suite)



1

2

3

4

5

6

## Exercice 6 (suite)

---

A large, empty rounded rectangle with a black border, intended for drawing or writing.

1

2

3

4

5


6

## Exercice 7

A large rectangular frame containing a small black dot in the top-left corner, three larger black dots in the center, and a row of ten numbered boxes at the bottom.

1	2	3	4	5	6	7	8	9	10
---	---	---	---	---	---	---	---	---	----

## Exercice 7 (suite)



1	2	3	4	5	6	7	8	9	10
---	---	---	---	---	---	---	---	---	----




## Exercice 7 (suite)



1	2	3	4	5	6	7	8	9	10
---	---	---	---	---	---	---	---	---	----


## Exercice 7 (suite)



1	2	3	4	5	6	7	8	9	10
---	---	---	---	---	---	---	---	---	----

## Exercice 7 (suite)


---



1	2	3	4	5	6	7	8	9	10
---	---	---	---	---	---	---	---	---	----


## Exercice 7 (suite)

---




1	2	3	4	5	6	7	8	9	10
---	---	---	---	---	---	---	---	---	----

## Exercice 7 (suite)




1	2	3	4	5	6	7	8	9	10
---	---	---	---	---	---	---	---	---	----

## Exercice 7 (suite)



1	2	3	4	5	6	7	8	9	10
---	---	---	---	---	---	---	---	---	----

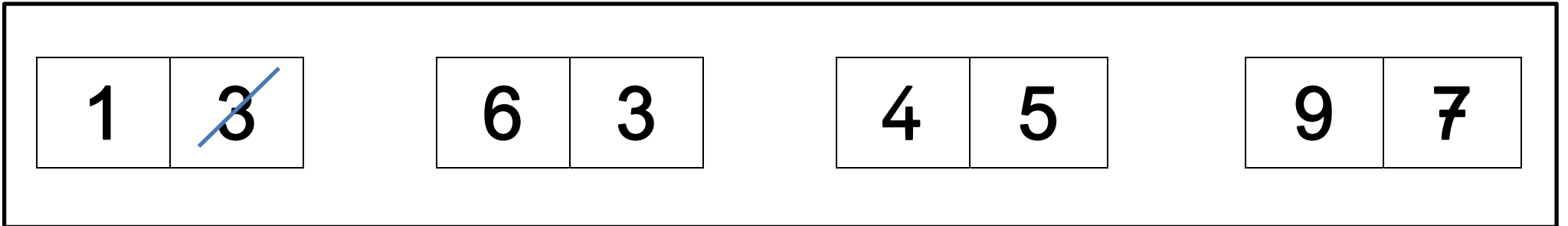
## Exercice 7 (suite)



1	2	3	4	5	6	7	8	9	10
---	---	---	---	---	---	---	---	---	----

## Exercise 8

---





## Exercice 8 (suite)

---

8	9
---	---

2	6
---	---

5	4
---	---

3	2
---	---

4	1
---	---

2	5
---	---

3	6
---	---

8	4
---	---

## Exercice 8 (suite)

---

6	7
---	---

2	1
---	---

7	4
---	---

5	9
---	---

7	6
---	---

5	1
---	---

8	9
---	---

1	4
---	---

## Exercice 8 (suite)

---

8	5
---	---

1	2
---	---

4	3
---	---

5	6
---	---

5	6
---	---

4	3
---	---

2	1
---	---

9	8
---	---

## Exercice 8 (suite)

---

4	5
---	---

8	7
---	---

2	3
---	---

6	7
---	---

9	5
---	---

4	8
---	---

4	1
---	---

9	6
---	---

## Exercice 8 (suite)

---

5	8
---	---

3	4
---	---

2	6
---	---

5	1
---	---

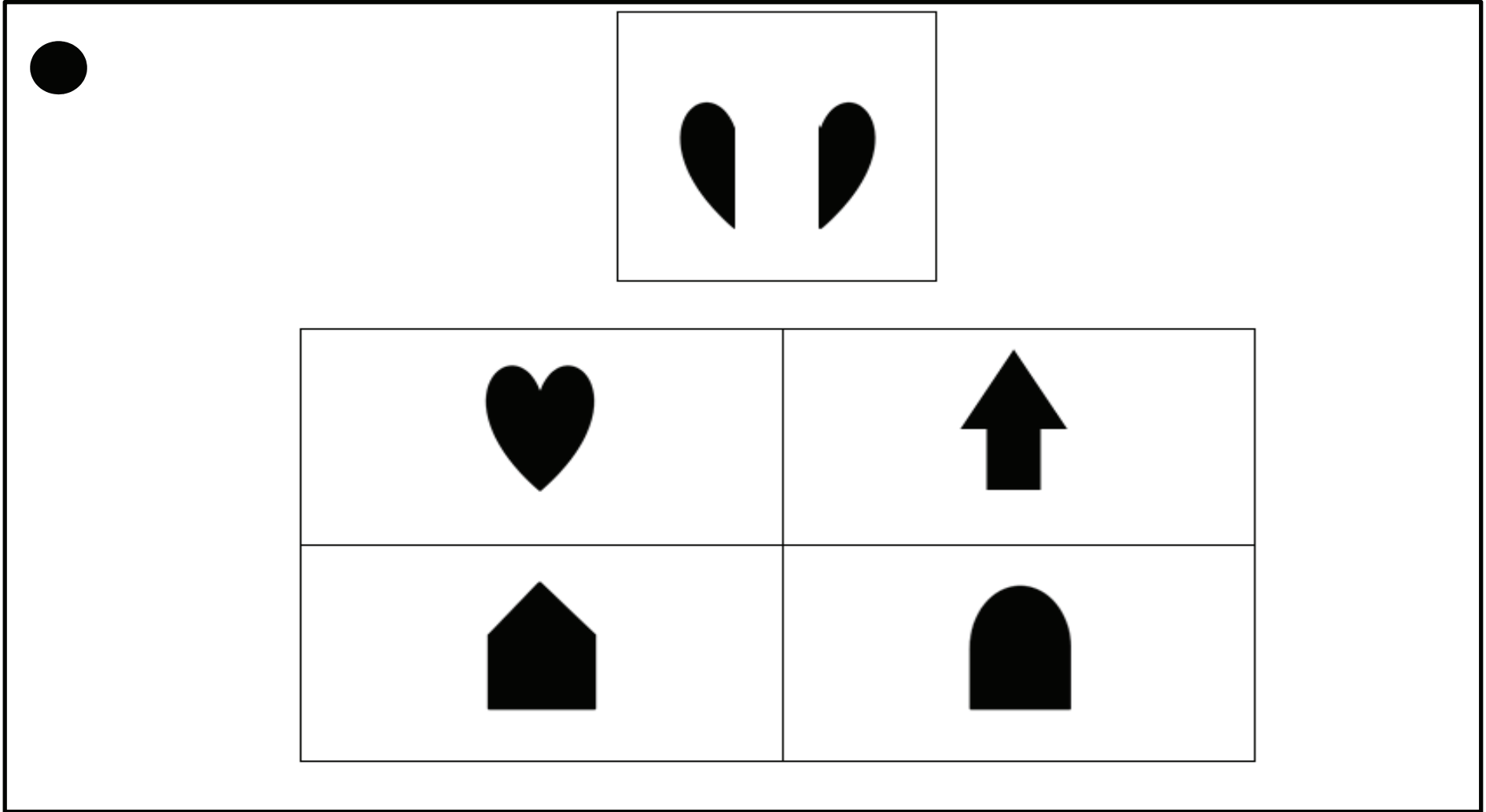
9	8
---	---

5	4
---	---

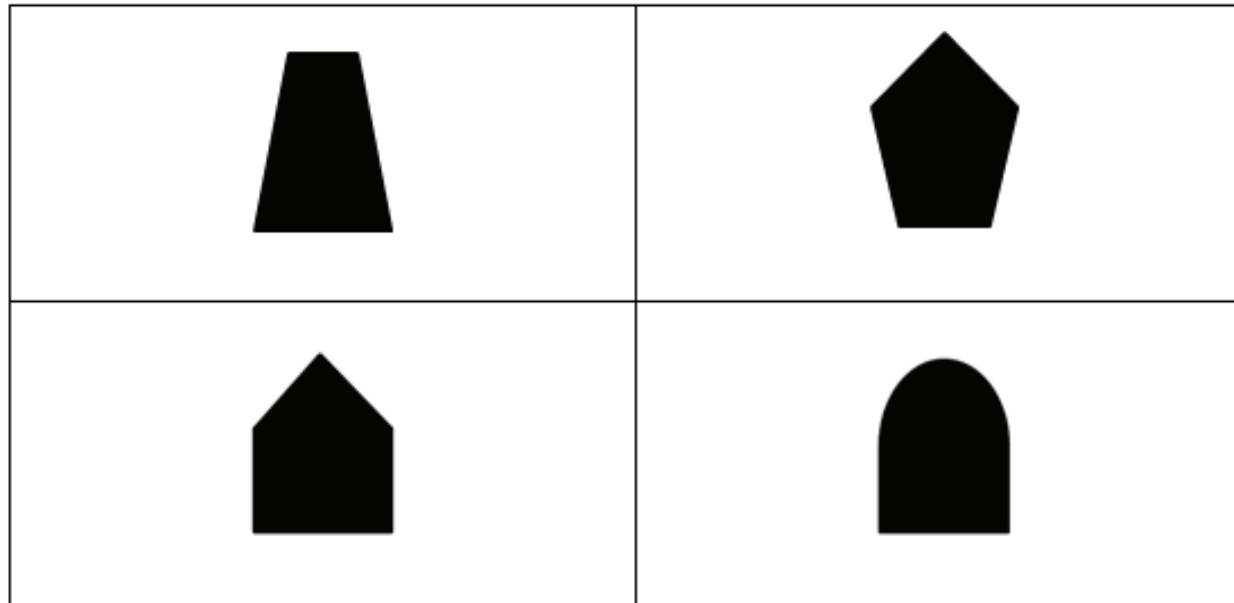
1	2
---	---

7	6
---	---

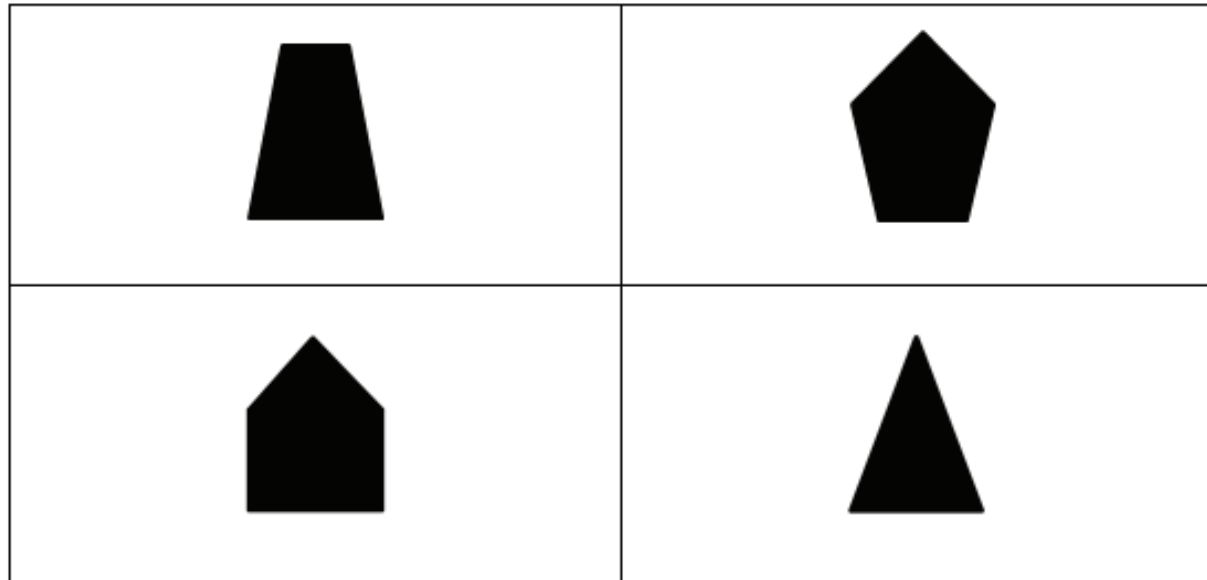
## Exercise 9



## Exercice 9 (suite)

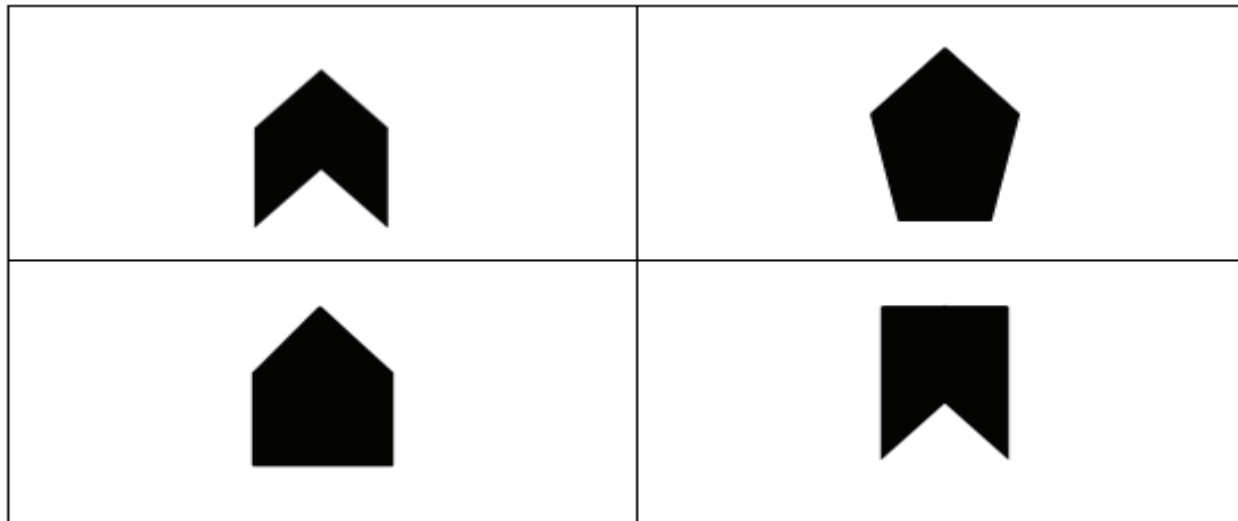
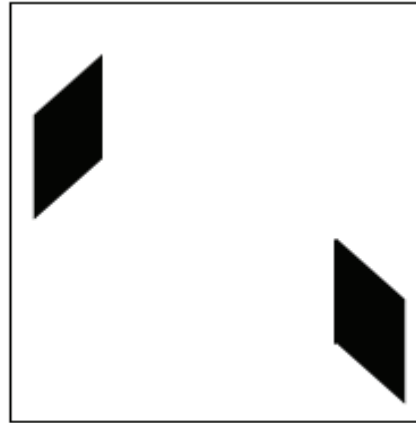


## Exercice 9 (suite)

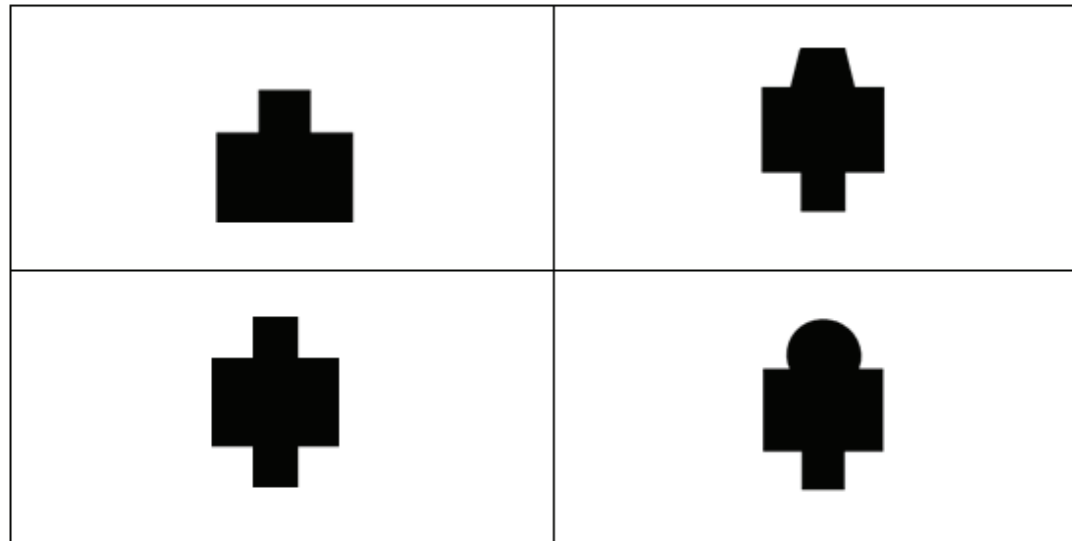
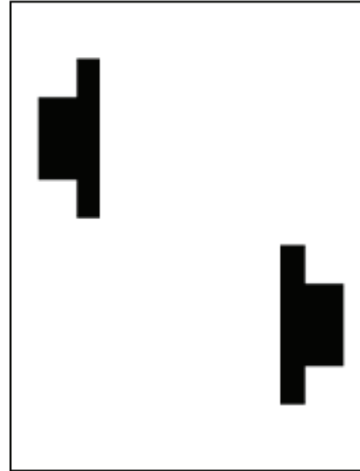




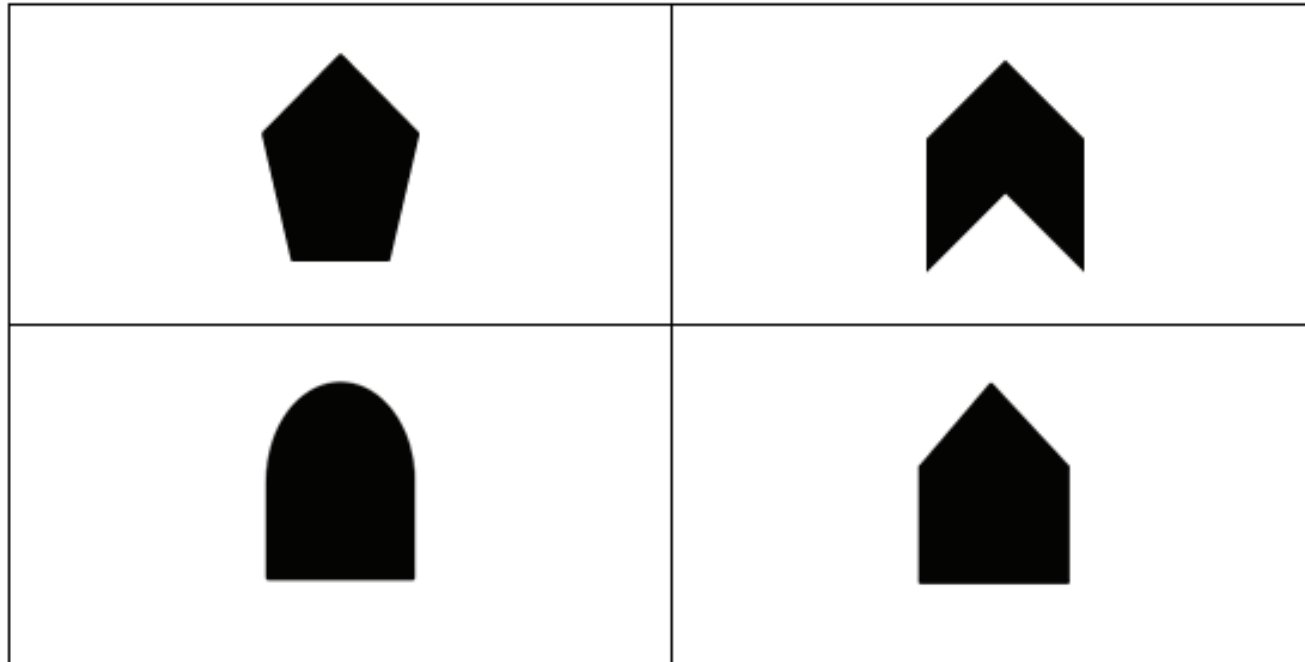

## Exercice 9 (suite)




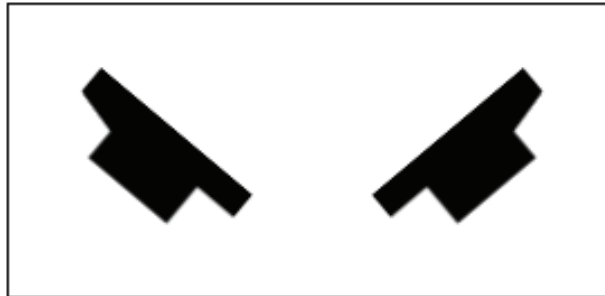
## Exercice 9 (suite)



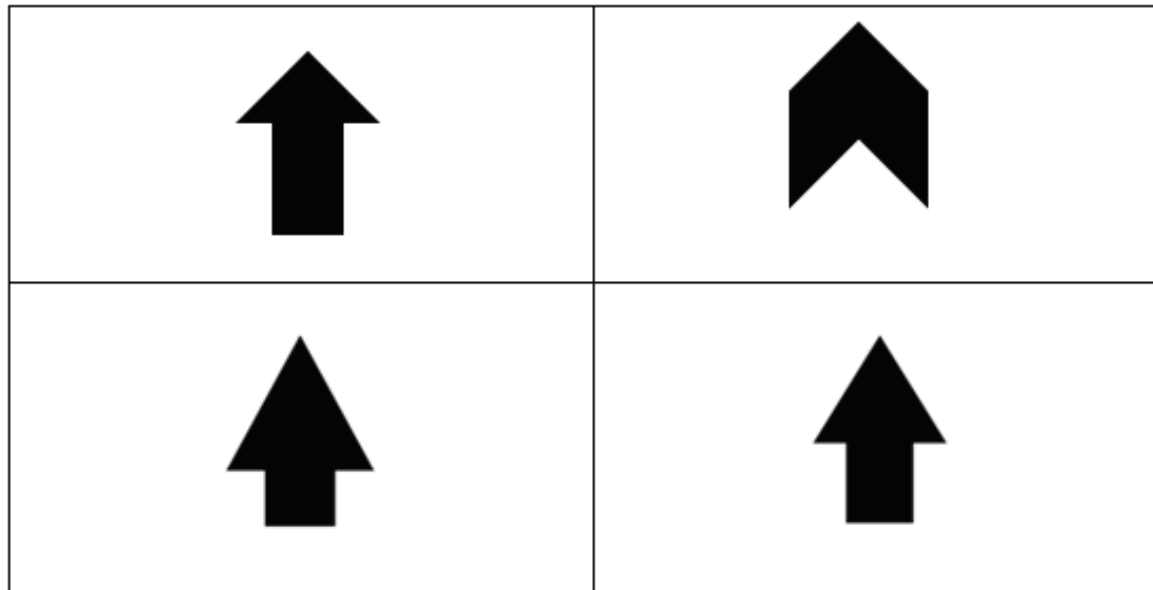
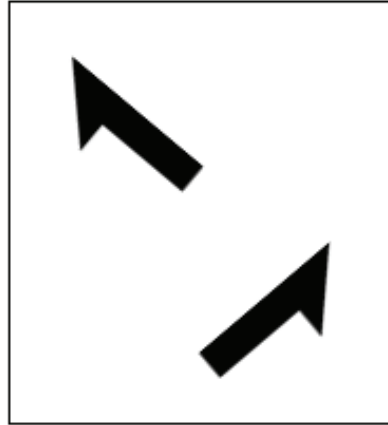
## Exercice 9 (suite)



## Exercice 9 (suite)



## Exercice 9 (suite)



## Exercice 9 (suite)

