

POINT D'ÉTAPE CP 2022

TOME 2 CAHIER ADAPTÉ ÉLÈVES SOURDS ET MALENTENDANTS

Prénom de l'élève

Nom de l'élève

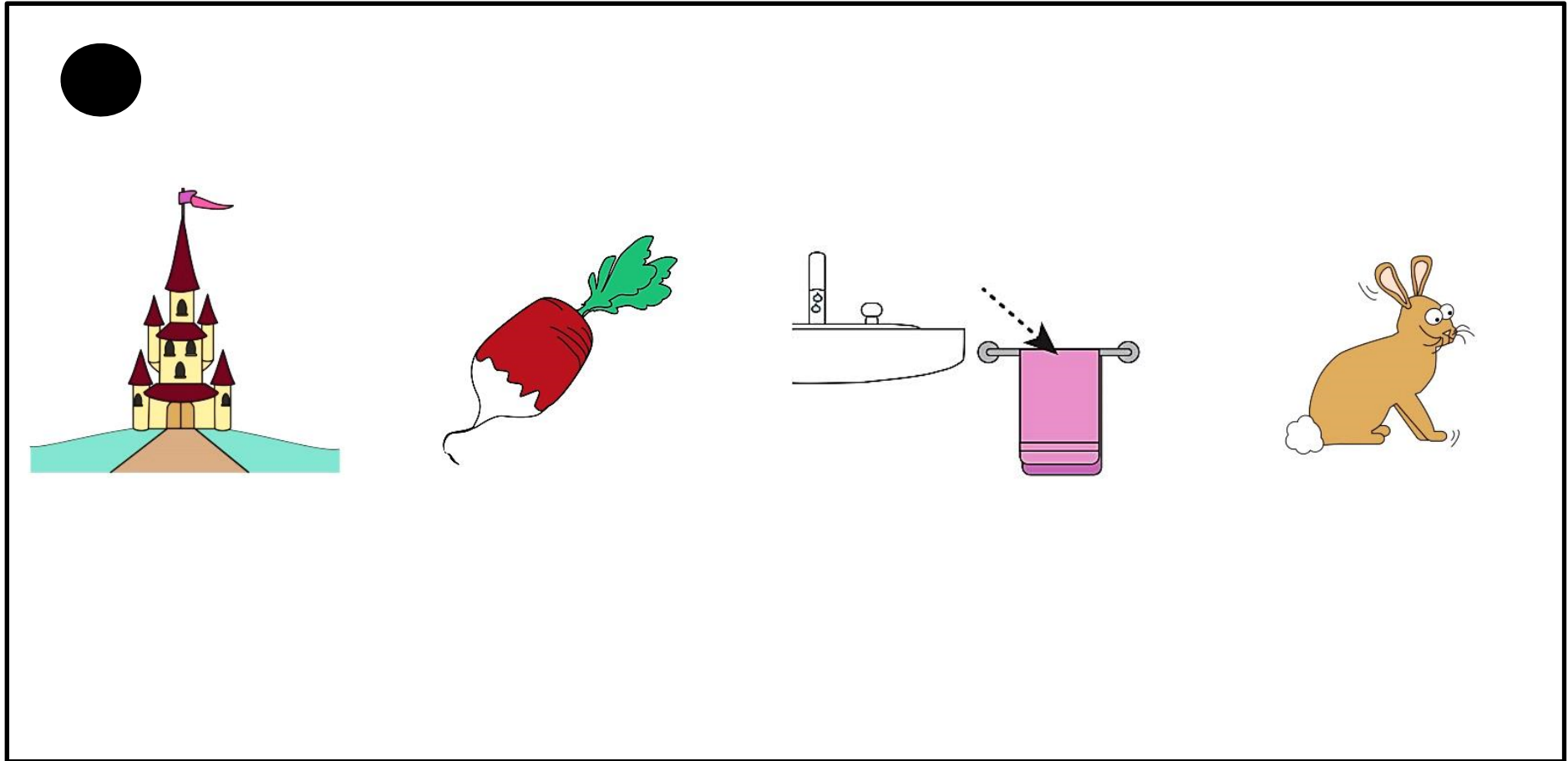
Classe de l'élève







SÉQUENCE 3

FRANÇAIS



Exercice 10



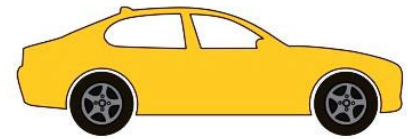
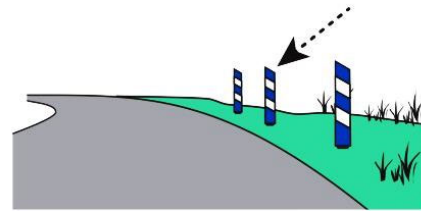
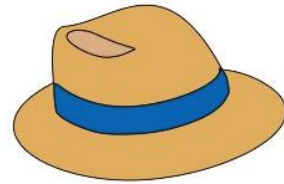

Exercice 10 (suite)






Exercice 10 (suite)



Exercice 10 (suite)




Exercice 10 (suite)



Exercice 10 (suite)





Exercice 10 (suite)






Exercice 11

Il ne court pas.



Exercice 11 (suite)

Le chat est petit mais il n'est pas noir.




Exercice 11 (suite)

La souris est devant la cage.



Exercice 11 (suite)


Elle regarde les chats.




Exercice 12




Exercice 12 (suite)



Exercice 12 (suite)



Exercice 12 (suite)



Exercice 12 (suite)



Exercice 12 (suite)






Exercice 12 (suite)



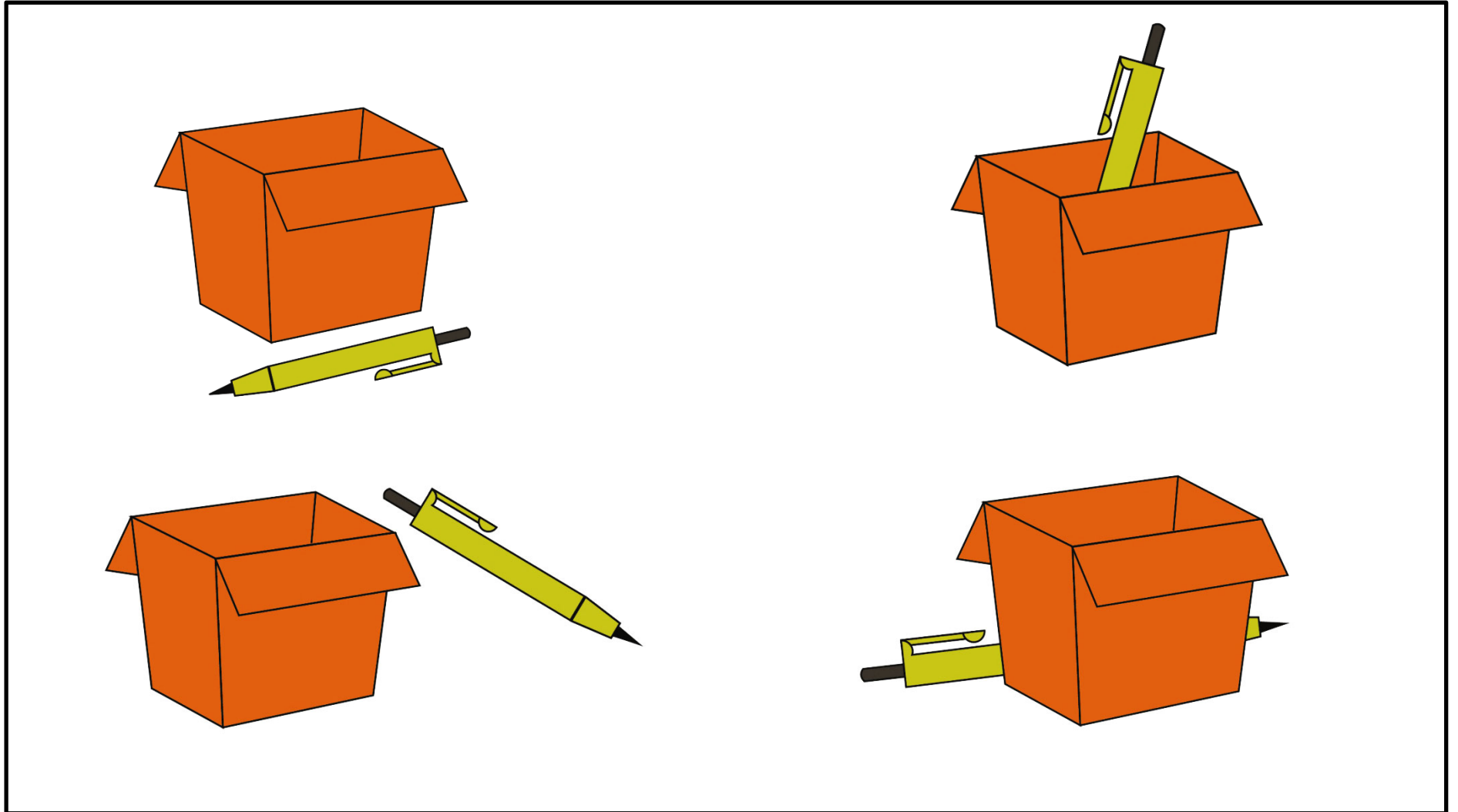
Exercice 12 (suite)







Exercise 13





Exercice 13 (suite)





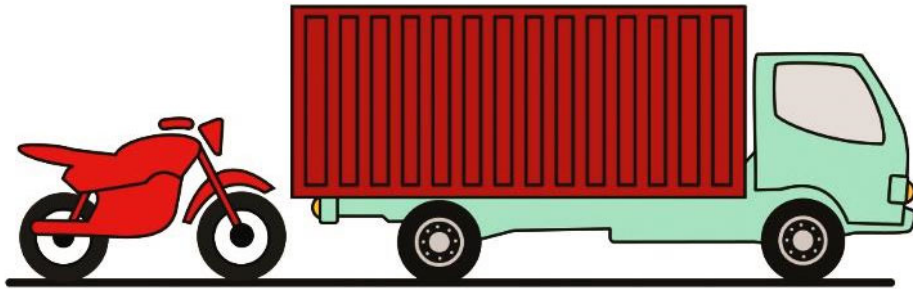
Exercice 13 (suite)




Exercice 13 (suite)



Exercice 13 (suite)





Exercice 13 (suite)






Exercice 13 (suite)






Exercice 13 (suite)



Exercice 13 (suite)







Exercice 13 (suite)




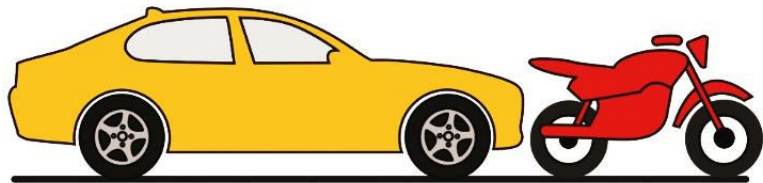
Exercice 13 (suite)



Exercice 13 (suite)







Exercice 13 (suite)






Exercice 13 (suite)



Exercice 13 (suite)



Exercice 13 (suite)



SÉQUENCE 4

MATHÉMATIQUES

Exercise 14

$2 - 1 =$

5

1

3

2

7

8

Exercice 14 (suite)

$4 - 3 =$

6

7

2

3

1

5

Exercice 14 (suite)

$5 - 2 =$

2

5

3

6

4

7

Exercice 14 (suite)

$7 - 5 =$

4

6

8

3

12

2

Exercice 14 (suite)

$8 - 1 =$

9

7

8

11

12

10

Exercice 14 (suite)

$7 - 7 =$

8

11

1

2

14

0

Exercice 14 (suite)

$8 - 4 =$

4

12

5

6

8

7

Exercice 14 (suite)

$9 - 7 =$

16

10

3

4

6

2

Exercice 14 (suite)

19 - 2 =

19

21

192

18

17

2

Exercice 14 (suite)

11 - 2 =

2

10

13

11

9

112

Exercice 14 (suite)

$15 - 10 =$

10

6

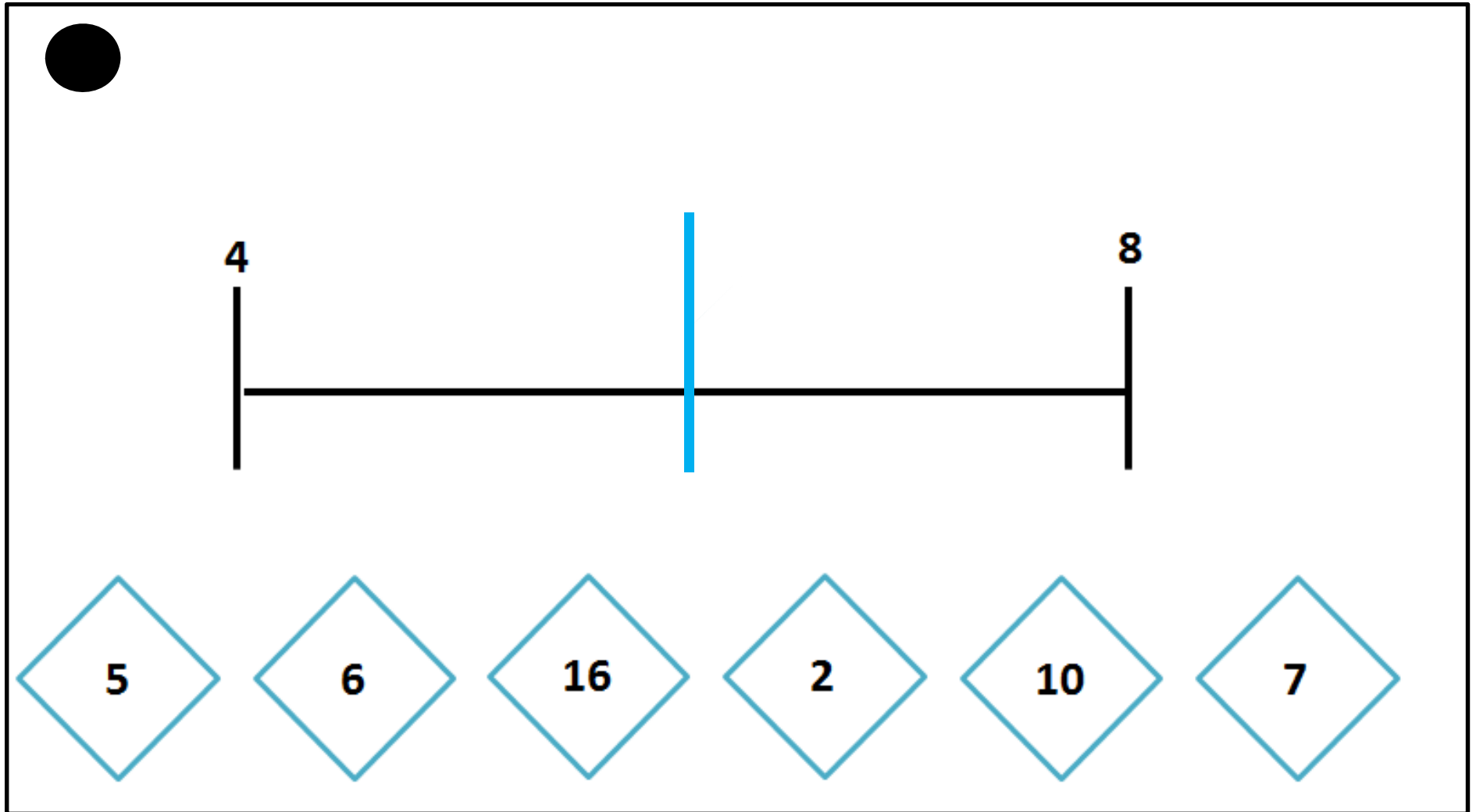
5

15

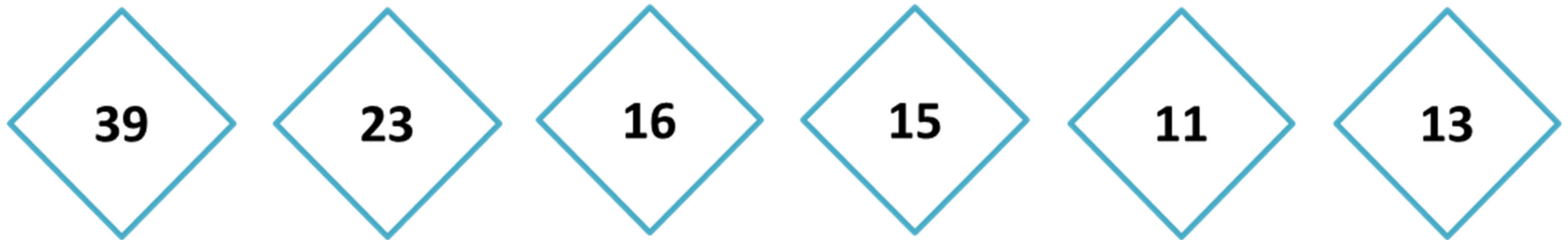
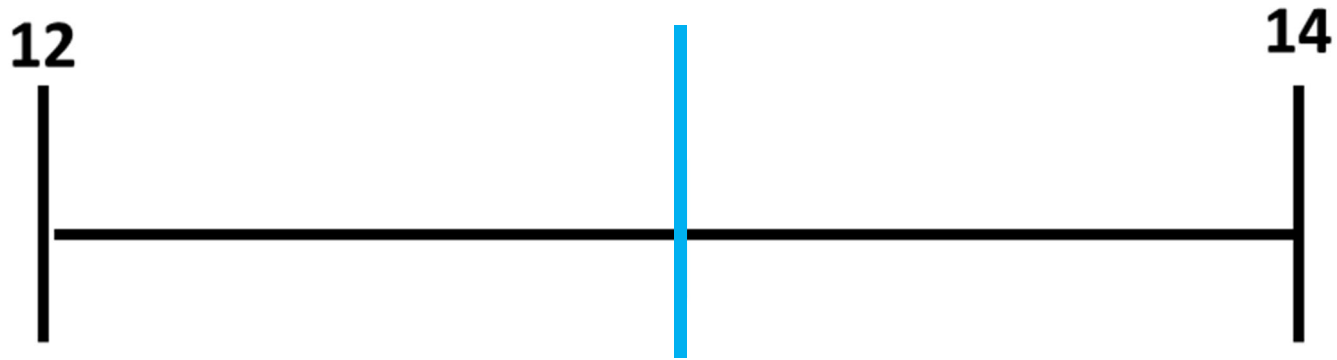
25

1510


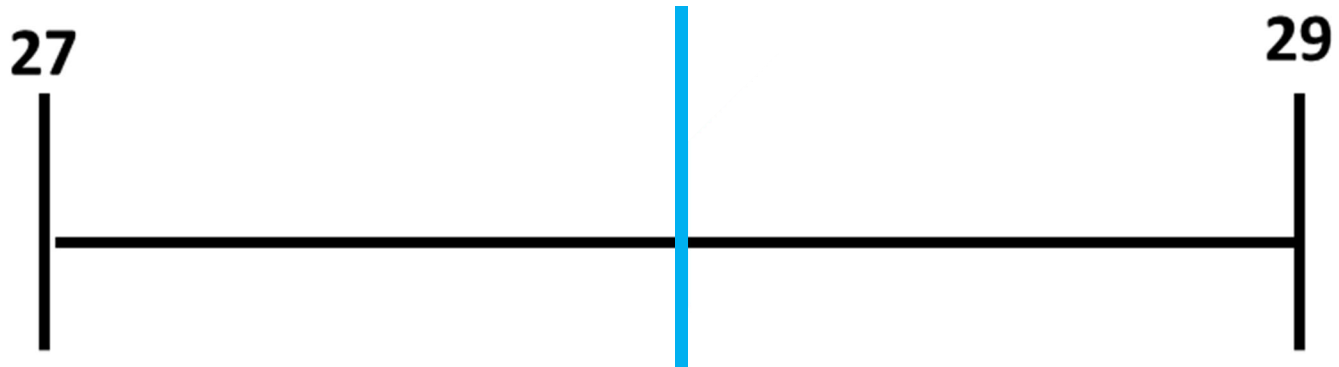
Exercice 15





Exercice 15 (suite)



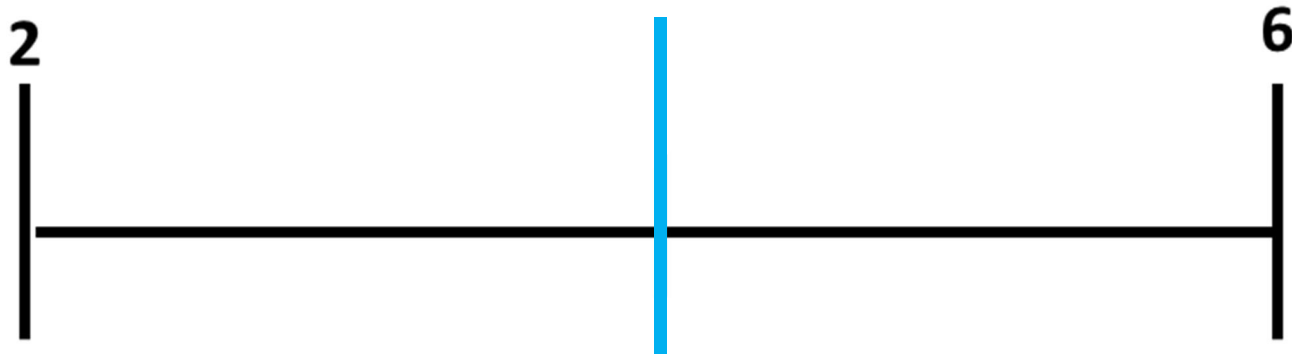
Exercice 15 (suite)



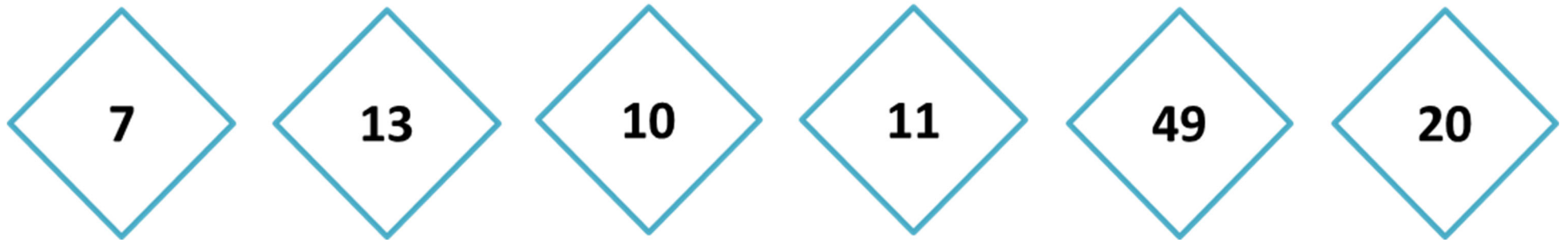
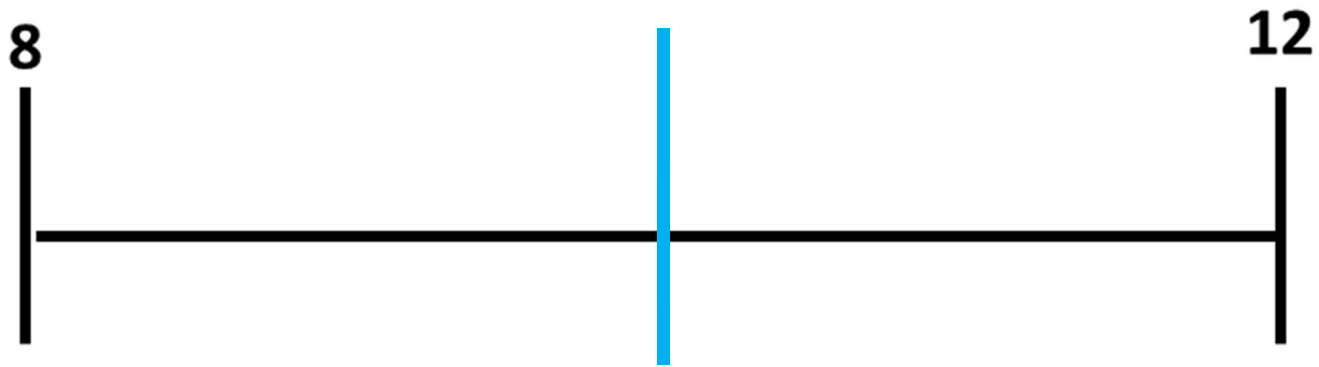
Exercice 15 (suite)




Exercice 15 (suite)



Exercice 15 (suite)



Exercise 16



3

5



8

13

12

14

Exercice 16 (suite)



4

6


5

13

9

10

Exercice 16 (suite)



4

13

14

12

5

9

